

## BH-0.66 III Current Transformer

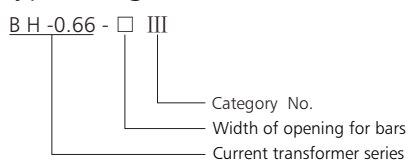
### 1. Application

To be used in combination with measurement instruments: ammeters, watt-hour meters, measurement units, control relays, etc.


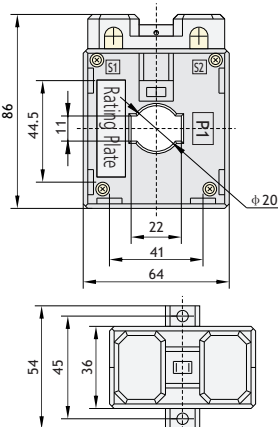

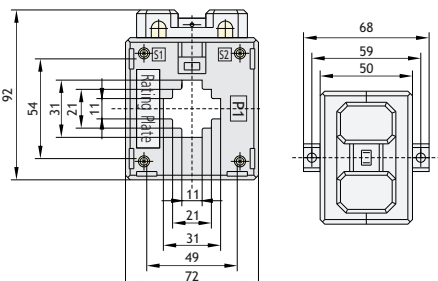
### 2. Technical data


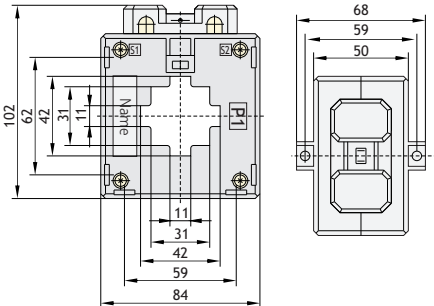

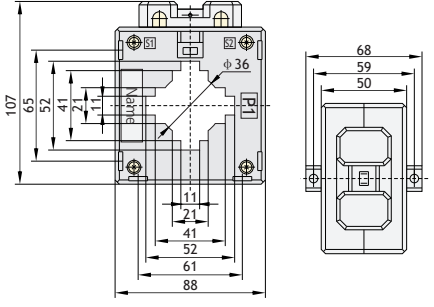

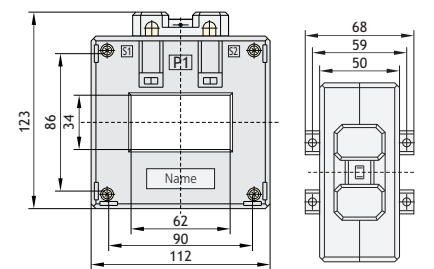

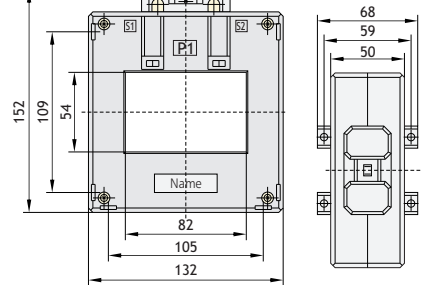
- 2.1 Secondary current  $I_{sn}$ : 5A
- 2.2 Max. voltage rating  $U_e$ : 660 V
- 2.3 Frequency: 50/60 Hz
- 2.4 Safety factor (fs): 10
- 2.5 Degree of protection: IP20
- 2.6 Operating temperature:  $-5^{\circ}\text{C}$  to  $+40^{\circ}\text{C}$ , humidity  $<80\%$
- 2.7 Standards: IEC/EN 60044-1
- 2.8 Installation type: mounting on plates or bars


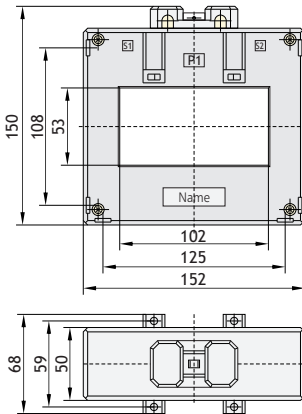

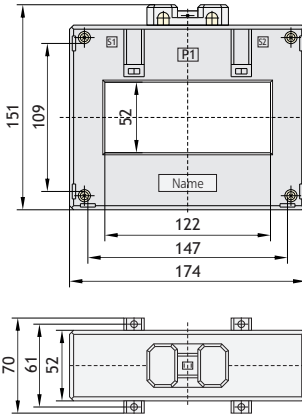
### 3. Type Designation



### 4. Technical Data

Model	Transformation ratio( $I_{pn}/I_{sn}$ )	Rated output(VA)				Circles of the cable	Overall and mounting dimension (mm)
		Accuracy class					
		1	0.5	0.5S	0.2		
 BH-0.66 20 III	75/5	5				1	
	100/5	5				1	
	150/5	10	5			1	
	200/5	10	5			1	
 BH-0.66 30 III	150/5	10	5	5	5	1	
	200/5	10	5	5	5	1	
	250/5	10	5	5	5	1	
	300/5	10	10	5	5	1	
	400/5	10	10	5	5	1	
	500/5	10	10	10	10	1	
600/5	10	10	10	10	1		

Model	Transformation ratio(I <sub>pn</sub> /I <sub>sn</sub> )	Rated output(VA)				Circles of the cable	Overall and mounting dimension (mm)
		Accuracy class					
		1	0.5	0.5S	0.2		
 BH-0.66 40 III	150/5	10	5			1	
	200/5	10	5	5	5	1	
	250/5	10	5	5	5	1	
	300/5	10	10	10	10	1	
	400/5	10	10	10	10	1	
	500/5	10	10	10	10	1	
	600/5	10	10	10	10	1	
	750/5	10	10	10	10	1	
	800/5	10	10	20	20	1	
	1000/5	10	10	20	20	1	
1200/5	20	20			1		
1500/5	20	20			1		
 BH-0.66 50 III	300/5	10	10	10	10	1	
	400/5	10	10	10	10	1	
	500/5	10	10	10	10	1	
	600/5	10	10	10	10	1	
	750/5	10	10	10	10	1	
	800/5	10	10	20	20	1	
	1000/5	10	10	20	20	1	
	1200/5	20	20	10	10	1	
1500/5	20	20	10	10	1		
 BH-0.66 60 III	500/5	10	10	10	10	1	
	600/5	10	10	10	10	1	
	750/5	10	10	10	10	1	
	800/5	10	10	20	20	1	
	1000/5	10	10	20	20	1	
	1200/5	20	20	40	40	1	
	1500/5	20	20	10	10	1	
2000/5	40	40	10	10	1		
 BH-0.66 80 III	500/5	10	10	10	10	1	
	600/5	10	10	10	10	1	
	750/5	10	10	10	10	1	
	800/5	10	10	20	20	1	
	1000/5	10	10	20	20	1	
	1200/5	20	20	40	40	1	
	1500/5	20	20	40	40	1	
	2000/5	40	40	40	40	1	
2500/5	40	40			1		
3000/5	40	40			1		

Model	Transformation ratio(I <sub>pn</sub> /I <sub>sn</sub> )	Rated output(VA)				Circles of the cable	Overall and mounting dimension (mm)
		Accuracy class					
		1	0.5	0.5S	0.2		
 BH-0.66 100 III	800/5	10	10	10	10	1	
	1000/5	10	10	10	10	1	
	1200/5	20	20	20	20	1	
	1500/5	20	20	20	20	1	
	2000/5	40	40	40	40	1	
	2500/5	40	40	40	40	1	
	3000/5	40	40	40	40	1	
	4000/5	40	40	40	40	1	
 BH-0.66 120 III	1000/5	10	10	10	10	1	
	1200/5	20	20	20	20	1	
	1500/5	20	20	20	20	1	
	2000/5	40	40	40	40	1	
	2500/5	40	40	40	40	1	
	3000/5	40	40	40	40	1	
	4000/5	40	40	40	40	1	
	5000/5	40	40	40	40	1	

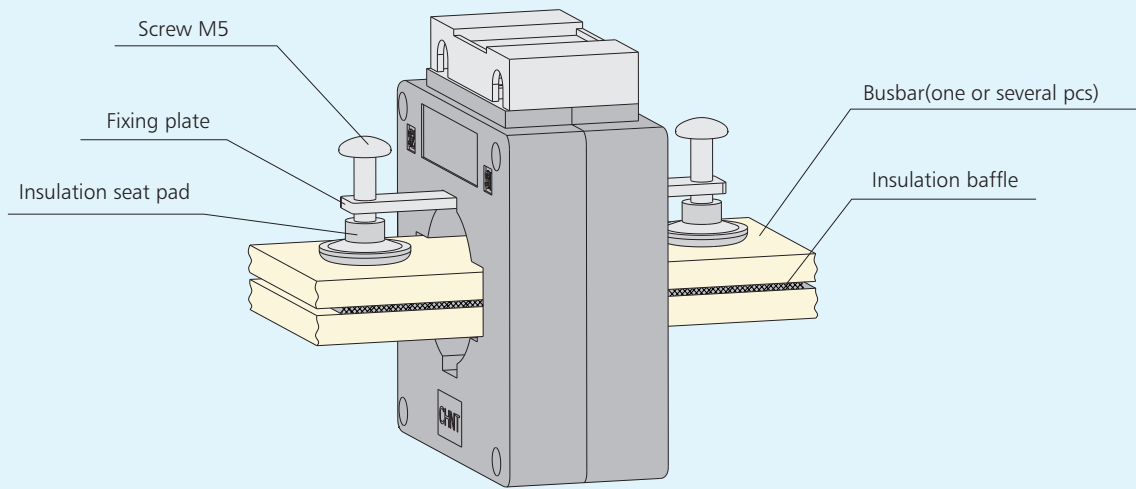
## 5. Features

- 5.1 The product is characterized by high accuracy, fewer accessories and easy mounting, etc.
- 5.2 Made of single or several pieces of enameled wire evenly distributed around the core, secondary winding is characterized by good magnetic conductivity capability, low power consumption, small magnetic-flux-leakage and convenient compensation adjustment.
- 5.3 Encapsulated in fire-retardant plastic, the enclosure is characterized by good insulation capacity, high intensity, elegant appearance, light convenient mounting, ect.

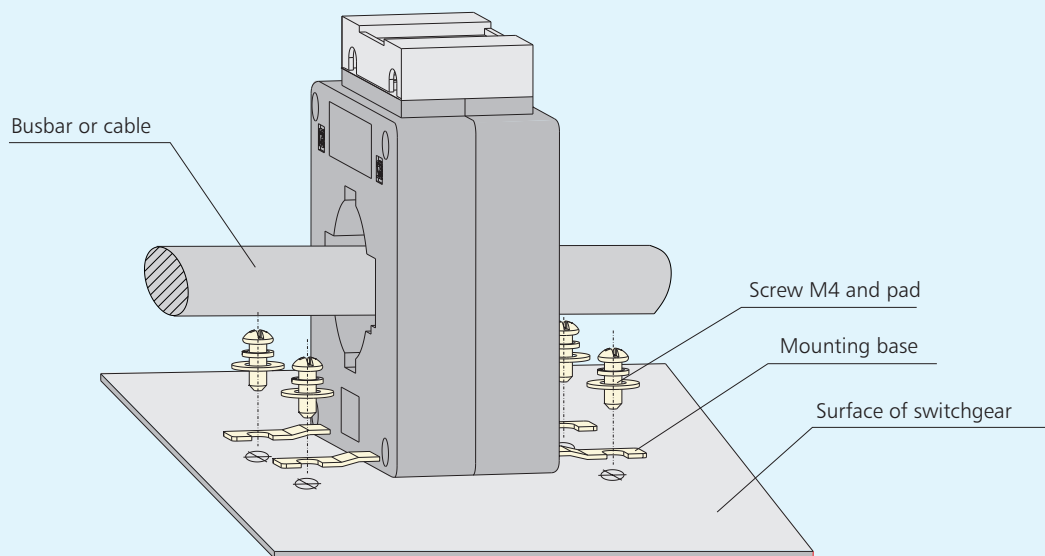
## 6. Installation

The fig below illustrates how the current transformer BH is mounted

Fixing through busbar

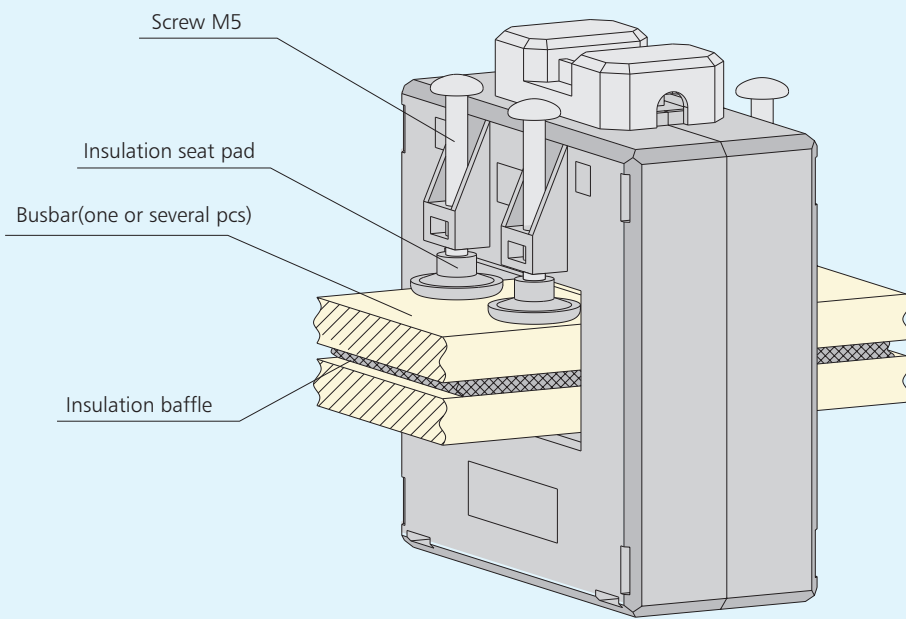


Base mounting



The fig below illustrates how the current transformer BH-0.66 is mounted

Fixing through busbar



Base mounting

