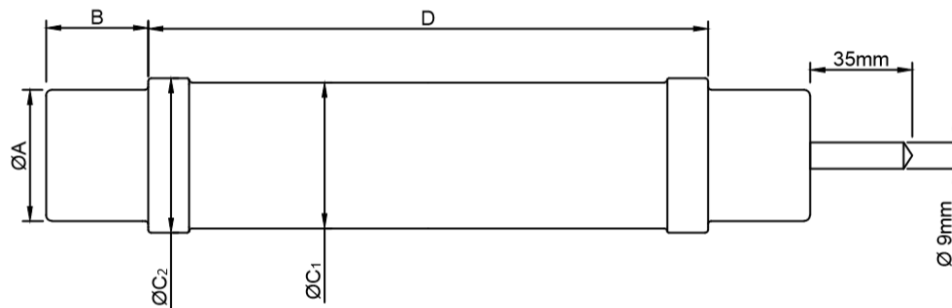


	<b>With Trip-activated Striker Pin</b>	<b>With Thermally-activated Striker Pin</b>
<b>Item Code</b>	S1A4030.08	S1T4030.08
<b>Description</b>	$U_n=24\text{kV}$ , $I_n=31,5\text{A}$ , $D=442\text{mm}$	
<b>Application</b>	Indoor & Outdoor	
<b>Standards</b>	IEC 60282-1, DIN 43625, VDE0670-4	

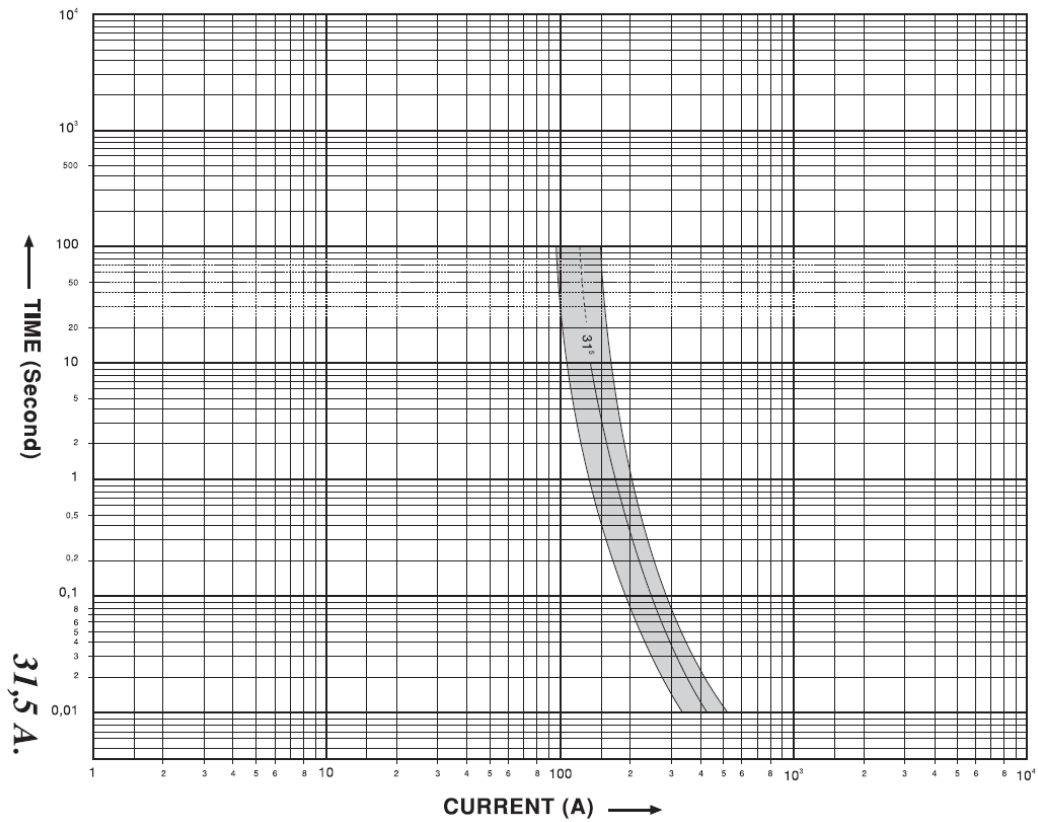


<b>MECHANICAL CHARACTERISTICS</b>						
$\varnothing A$ ( $\pm 1$ )	B (+2, -0)	D (+0, -1)	$\varnothing C_1$ ( $\pm 2$ )	$\varnothing C_2$ ( $\pm 2$ )	Striker Force*	Weight
mm	mm	mm	mm	mm	N	kg
45	33	442	53	55	80	2,3

<b>ELECTRICAL CHARACTERISTICS</b>						
Rated Voltage ( $U_n$ )	Rated Current ( $I_n$ )	Rated Breaking Current ( $I_1$ )	Rated Frequency (f)	Minimum Breaking Current ( $I_3$ )	Cold Resistance (R) ( $\pm 10\%$ ) (20°C)	Power Loss
kV	A	kA	Hz	A	m $\Omega$	W
24	31,5	63	50	117	57,5	76

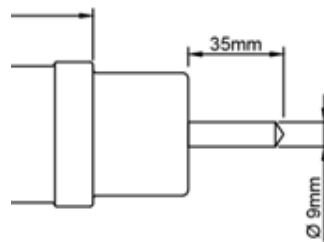
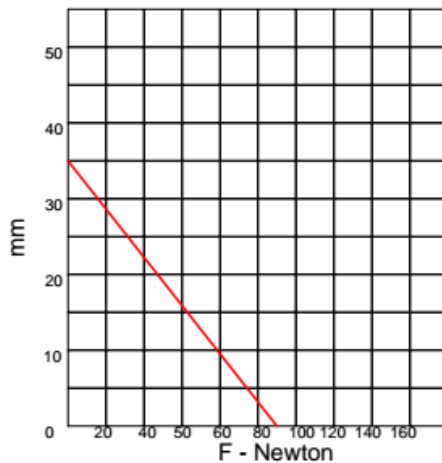
\*Different striker pin types and forces are available upon request. Please refer to 2<sup>nd</sup> page for selection.

### Time – Current Curve



### Striker Pin Information

#### Travel – Force Diagram:



**Striker Pin:** 80N Force, medium class as per IEC 60282-1

#### Type and Force Selection:

S1□4030.□□

##### **Striker Type:**

A: Operates when fuse breaks the current  
T: Thermally activated (F=80N only)  
O: Optical indication  
Z: Without striker

##### **Striker Force:**

05: F=50N  
08: F=80N  
12: F=120N  
Not used if Striker Type digit is "O" or "Z"