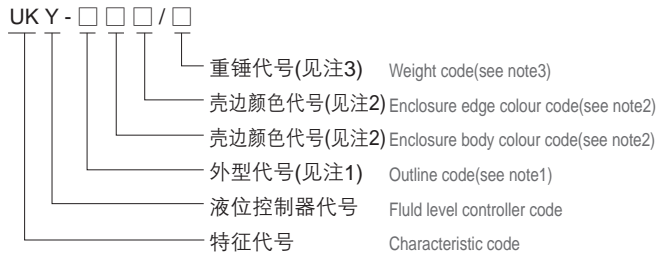


UKY水位开关

Float Switch

型号含义 Model Designations



- 注1(外形代号): “1”-斜方 “2”-长方 “3”-大圆 “4”-小圆 “5”-椭圆
 注2(颜色代号): “R”-红色 “Y”-黄色 “S”-蓝色 “G”-灰色 “B”-黑色
 注3(重锤代号): “1”-颜料环扣紧式(一般不须注明)
 “2”-塑料夹板螺钉拧紧式(必须注明)
- Note1(Outline code): “1”-Trapezium “2”-Rectangle “3”-Large circular
 “4”-Small circular “5”-Ellipse
 Note2(colour code): “R”-red “Y”-yellow “S”-blue “G”-gray “B”-black
 Note(Weight code): “1”-Plasticsloop-tightened type(usually no marked)
 “2”-Plastics clampplate screw tightened type(marked must)

特点 Characteristics

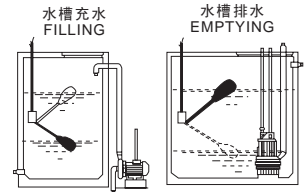
- 可防止水溢出水池，水塔和水箱，减少浪费，保护水泵，防止过载而受损。
- 节约时间。连接电源后，水泵可自动运行。
- 抗温时间长。
- The product will prevent water from over flowing in pool, water tower and water box, which may result in waste. Besides, it can protect water pump against overload operation that may damage water pump.
- The product saves time for users. After connecting with power, it can manage and control the water without peopel.
- Negotiating with us for the length of temperature- resistant wire-bar.

性能和特点 Performance And Characteristic

- 结构简易，性能可靠
产品能在情况下发出开关控制信号，可靠性强，抗干扰性强。
- 坚固耐用
产品使用寿命长。操作正确，无故障发生。
- 易于安装，方便调节
水位控制范围可调。用一枚螺丝钉保护电缆信号，完成安装。
- 应用范围广，一般性能强
该产品对支流，污水，油，小于介质浓度的酸液，无污染环境(如食品饮料业)，柴油机气化和自动燃料供给均适用。
- 产品应用电路简单，使用成本低
操作电压 250V，电流 16A。
- Simple construction, reliable performance
The product can output stable and reliable switch control signal of “making”, “breaking” without any fault action, so its reliability is very high and anti-interference is strong.
Sturdy and durable, need not maintain
- The product can be used for a long time after it being installed. Almost no maintenance and repairing problem would occur during its operation period.
Easy installation method, convenient adjustment method
- The liquid level control scope can be adjusted at will with the locating piece moving up and down. Only one screw is needed to secure the signal cable to finish installation.
Wide application scope, strong generality
- The product applies to branch water, sewage, acid-base solution of less than medium concentration, oils and situations requiring no pollution (for example food and drinks industry), diesel oil gasification kitchen range, and automatic fuel feeding
Simple circuit, economical and practical
- Operation voltage is 250V, and current can be up to 16A, The applied circuit of the product is simple, so application cost is very low.

安装及接线方式 Instructions for installation

- 按产品规格操作
- 合格产品包含地线，地线颜色为黄色或绿色
- 需给这两根线提供“高层封闭”、“特殊要求”、“低层封闭”装置
- May be used for direct level control in accordance with product electrical specifications.
- In the case of approved products, the ground wire will always be included and the ground wire sheath will always be yellow/green.
- In this case, these two remaining wires are supplied for “high closure” or, specific request, “low closure”.

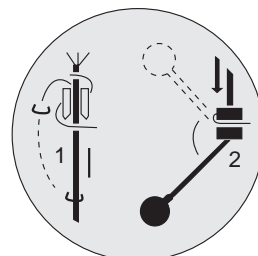


电构造 Electrical connections

- 使用“黑色”和“蓝色”的电线:
- 浮球在下水位时，接点是接通的状态
- 浮球在上水位时，接点是不通的状态
- Use wires: “Black” and “Blue”
- With these contacts the regulator Closes when down
- Opens when up The wire that is not used must be correctly insulated
- 使用“黑色”和“褐色”的电线:
- 浮球在下水位时，接点是不通的状态
- 浮球在上水位时，接点是接通的状态
- Use wires: “Black” and “Brown”
- With these contacts the regulator Closes when down
- Opens when up




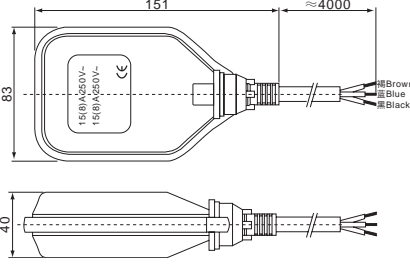
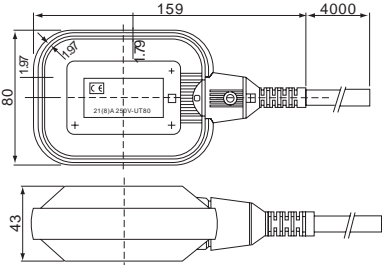
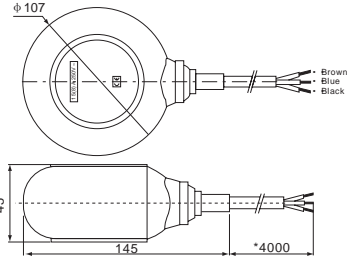



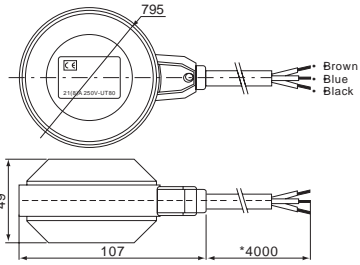
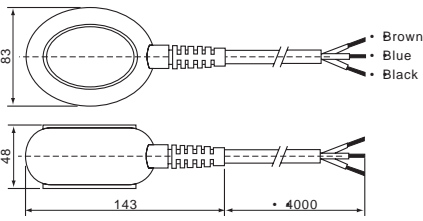
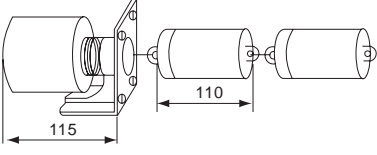
重锤的装置法 Installation of counter weight

- 将浮球开关的吊线从重锤的中心下凹圆孔处穿入后，轻轻推动重锤，使嵌在圆孔上方的塑胶环因电线头之推力而脱落。(如果有必要的话，也可用螺丝起子把此塑胶环拆下)，再将这个脱落的塑胶环套在电缆上你所想因定重锤以设定水位之处。
- 轻轻地推动重锤拉出电缆，直到重锤中心扣住塑胶环。*重锤只要轻扣在塑胶环中即不会滑落，此塑胶环如有损坏或遗失，可用同径铜线扣入电缆代替。
- 重锤为要求才附之配件请将电缆直接拉到控制箱，尽量避免使用中间接头，若不得已而有接头时，绝不可将电缆线接头浸入水中。
- Insert the cable in the counterweight, from the conical part and rotate it. Thus causing the plastic ring inserted in the opening to become detached (if necessary this operation can be facilitated with the use of a screwdriver). The ring should then be positioned in the point where it is desired to block the counterweight.
- Force the counterweight on the ring by rotating it, using a slight pressure.
The counterweight is furnished only on request.
Avoid joints in the level regulator cable. Never immerse possible cable joints in the water.



UKY水位开关

Float Switch

UKY-1	UKY-2	UKY-3
		
		
UKY-4	UKY-5	UKY70-AB
		
		

UKY水位开关

Float Switch

适用范围 Application

产品适用于工矿业和民用建筑业。它是控制水池、水塔水位的设备，反应灵敏，控制准确，款式新颖，实用性强，是厂家、酒店、建筑、家庭等高层建筑必备的供水产品。

The product it applies it industrial and mining enterprises and civil architecture. And it is the equipment which controls pool, water tower, water box, etc. Automatically. It has the advantages of sensitive response, accurate control, novelty and practicality, so it is the necessary water supply product of factories, hotels flats, buildings, houses and so on high buildings.

构造原理 Construction Principle

水位控制器应平等安置于水池内，在水电闸里安置一个密封的水箱。接线安装在具有抗温电线的箱内。水位电闸与电源连接后，水位降到1/2，电闸自动与电源相连，水泵开始工作。水位减到1/2时，开头自动切断，水泵停止工作。可根据水位设置高度，以确保水继续流通。

The water level controller should be installed parallelly inside the pool. Add, a sealed terminal box is supplied inside the water level switch, and terminals are installed inside the box. with locating piece hanging in temperature-resistant wire. After the water level switch being connected with power, and when water level decreases to 1/2 lower locating piece, the mercoid switch will automatically connect with power supply and start water pump cooperate. When water level increases to 1/2 upper locating piece, the mercoid switch will cut off power automatically. so water pump stoops operating automatically. You can set the height of water level through the upper locating piece and lower locating piece by yourseUK, so the product can guarantee the water flows continuously.

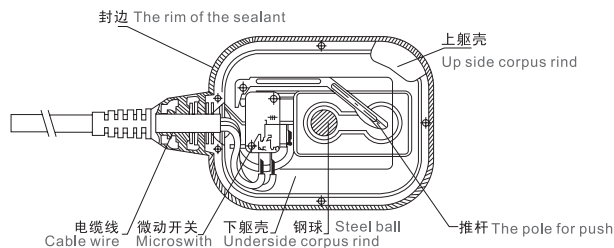
技术参数 Technical dates

微型开关 Micro switch	16A 250V - 10A 380V
电流开关 Switch currency	≥50000(按VDE特殊标准测试工作开) ≥50 000 switch workings tested by VDE specialisation
保护连接 Protective connection	T70U T70U
保护 Protection	防水 waterproof"
最高温度 Max.temperature	70摄氏度 70 °C
最大工作压力 Working pressure	1帕斯卡 Max.1bar
极限分断能力 Circuitbreaking capacity	250V, 1KW直流电压 Dircetly 1 KW with 250V

基本参数 Basic Arameter

电源 Power supply	220V 交流电 50Hz
作用周围温度 Ambient temperature	-30 °C ~+80 °C
耗电量 Power Consumption	<1.5KW
耗出电量 Output making capacity	250V 交流电16A

外形图 Outer drawing



使用示意图 Use Map

