

Hood&Housing



H



Rectangular connector-Hoods/Housings Contents




Size	Type	Page
3A	Hoods/Housings(Plastic,Standard,EMC,Corrosion Resistance)	P15-06~P15-16.1
10A	Metal Hoods/Housings	P15-17~P15-18.1
16A	Metal Hoods/Housings	P15-19~P15-20
32A	Metal Hoods/Housings	P15-21~P15-24
6B	Hoods/Housings(Plastic,Metal,Corrosion Resistance)	P15-25~ P15-38.2
10B	Hoods/Housings(Plastic,Metal,suitable for harsh environment,Corrosion Resistance,Pressure Tight)	P15-39~P15-69
16B	Hoods/Housings(Plastic,Metal,suitable for harsh environment,EMC,Corrosion Resistance,Pressure Tight)	P15-70~P15-107.1
24B	Hoods/Housings(Plastic,Metal,suitable for harsh environment,Corrosion Resistance,Pressure Tight)	P15-108~P15-150
32B	Hoods/Housings(Metal,Pressure Tight)	P~P15-159
48B	Hoods/Housings(Metal,Pressure Tight)	P15-160~P15-162
HC	Metal Hoods/Housings	P15-163~P15-168
Thickned seal part	(H series BK housing)	P15-169~P15-170

Levers for option

Identify	Main material	Description	Designation Example
	Stainless steel+TPR	high-strength locking, device with rubber cover, Suitable for harsh environment (anti-corrosion)	H24B-SF-1L/SC-M25
	PC+Stainless steel	removable locking device, suitable for general industrial environment	H24B-SF-1L/PSE-M25

Rectangular connector-Hoods/Housings Contents

the examples of products

	identify	The definition of Corrosion Class, on the basis of ISO12944	The neutral salt spray test ISO7253 /h	The examples of typical environments in temperate climates (for reference only)	models examples
	/480	C3 High	480	The urban and industrial atmospheres, moderate sulfur dioxide pollution, and low salinity coastal areas	W10B-TEH-4B-M32/480
	/720	C4 High	720	The industrial and coastal areas with moderate salinity	W10B-TEH-4B-M32/720
	/1440	C5 High	1440	The industrial areas with high humidity and harsh atmosphere and coastal areas with high salinity	W10B-TEH-4B-M32/1440

*The metal casings such as the housing and the base of the connector can be corrosive to different degrees. The models in the table are only for the purpose of making the product model naming rules clearer for customers. More models are welcome to consult.

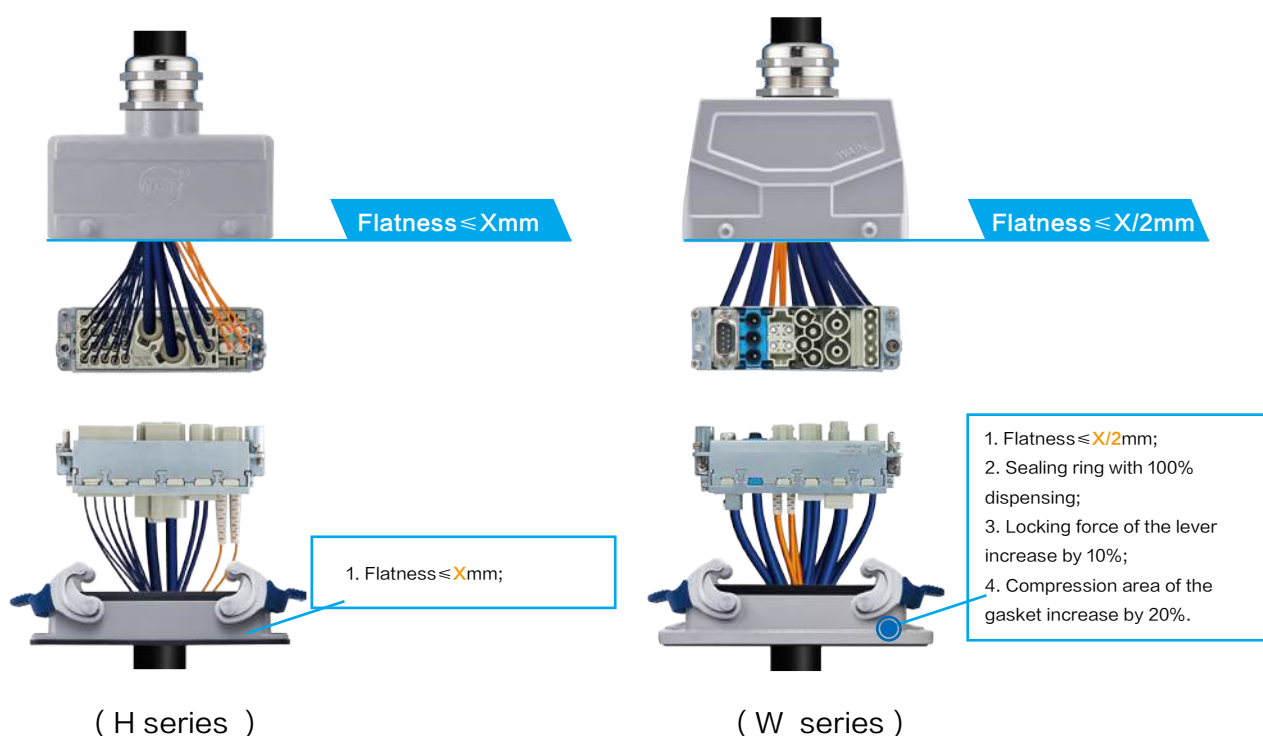
Dear customer:

Thank you very much for your continued trust in our products and your support for our company.

During the course of development, WAIN has always been trying to improve and enrich its products. To meet the customer's need for connectors between IP65 and IP68, we develop brand-new IP67 metal shells. Affected models include 6B、10B、16B、24B、32B、32A (3A、10A、16A and 48B are not included at present) . These new shells can endure harsher environments especially outdoor operating environments, such as tower crane infrastructure、road construction、construction vehicles、outdoor cabinets、mining machinery and so on.

IP67 shells are named W series products, their designations begin with the letter " W ", such as W6B、W10B、W16B、W24B、W32B、W32A. We redesign the appearance、seal flatness and manufacturing technique, while the size remains the same. W series products are compatible with H series products, as well as all standard inserts、modular frames、cable glands and so on.

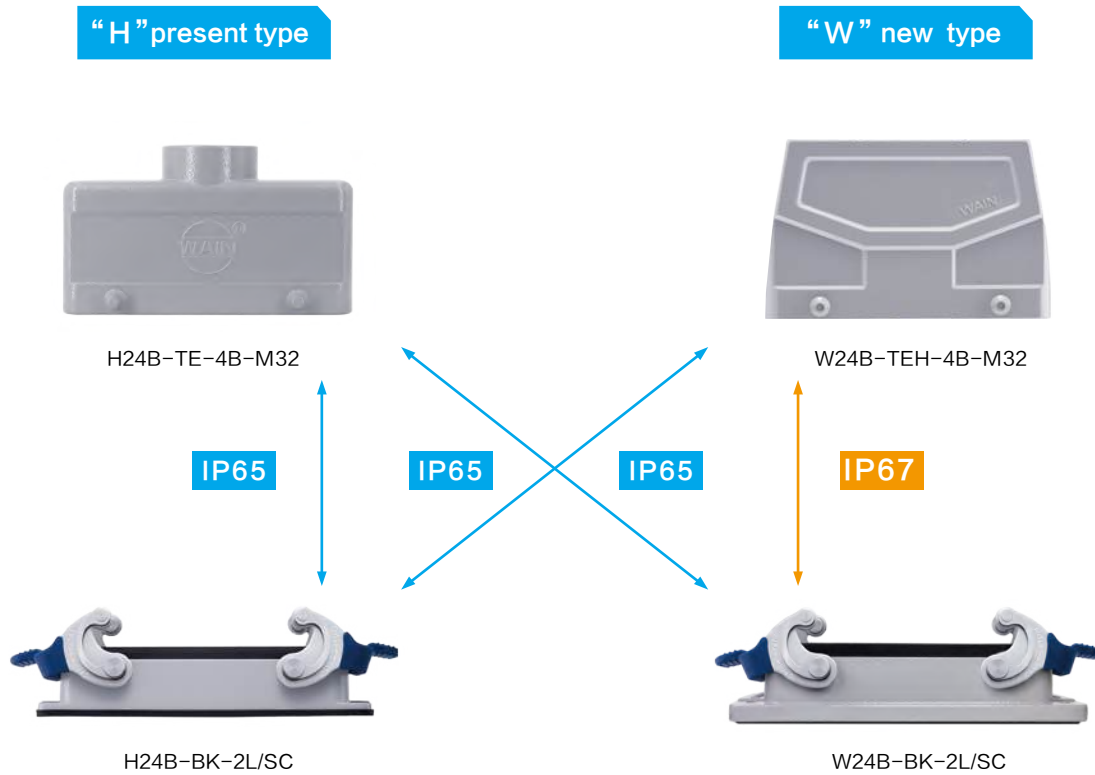
The differences between W series products and H series products (take 24B for example):



While promoting the W series products, the present H series products are also continued to be supplied, in other words we will supply IP65、IP67、IP68、IP69K products at the same time. (For specific technical parameters of W series products, please kindly refer to our catalogue). Through redesigning these shells, we wish to demonstrate WAIN's innovative spirit and the ability of independent development. We appreciate your understanding and support in this matter, and we hope that you will like our redesigned shells. We will offer more products and innovations continuously.

Should you have any questions, please do not hesitate to contact us.

Illustration for IP65 or IP67 under different matches between W series shells and H series metal shells
 (take high construction hood+ bulkhead mounted housing for example)



*For the definition and requirements of IP grade, please kindly refer to IEC 60529-2013

Technical characteristics

Size 3A Plastic Hoods & Housings IP65	
Material	polycarbonate
Colour	light grey (RAL 7032) black (RAL 9005)
Locking element	
-Lever type	plastic elastic pressing
-Material	polyamide
Hoods/Housings seal	NBR
Limiting temperatures	-40...+125°C
Flammability acc. to UL 94	V0
Degree of protection acc.to DIN EN	
60 529 for coupled connector	IP65

Size 3A Metal Hoods & Housings IP65	
Material	zinc die-cast
Colour	grey
Locking element	
-Lever type	metal elastic pressing
-Material	metal galvanized/ nickel plating
Hoods/Housings seal	NBR
Limiting temperatures	-40...+125°C
Flammability acc. to UL 94	V0
Degree of protection acc.to DIN EN	
60 529 for coupled connector	IP65

3A Pressure tight Hoods & Housings IP68/IP69k	
Surface	Epoxy powder coating
Material	zinc die-cast
Colour	black or grey
Locking element	
-Lever type	screw locking
-Material	stainless steel
Hoods/Housings seal	NBR
Limiting temperatures	-40...+125°C
Flammability acc. to UL 94	V0
Degree of protection acc.to DIN EN	
60 529 for coupled connector	IP68/IP69K

EMC Electromagnetic Compatibility Hoods & Housings IP65	
Material	zinc die-cast(3A) aluminium die-cast(Type B)
Surface	electrical conductive
Locking element	
-Lever type	metal elastic pressing/screw locking
-Material	see15-02
Hoods/Housings seal	NBR
Limiting temperatures	-40...+125°C
Flammability acc. to UL 94	V0
Degree of protection acc.to DIN EN	
60 529 for coupled connector	H version IP65 / W version IP67

HC Metal Hoods & Housings IP65	
Surface	Epoxy powder coating/nickeling
Colour	zinc die-cast
Locking element	black/brushed nickel
Locking element	
-Lever type	metal elastic pressing
-Material	stainless steel
Hoods/Housings seal	NBR
Limiting temperatures	-40...+125°C
Flammability acc. to UL 94	V0
Degree of protection acc.to DIN EN	
60 529 for coupled connector	IP65

Plastic Hoods & Housings IP65	
Material	polyamide
Colour	RAL 9005 (black)
Locking element	
-Lever type	plastic elastic pressing
-Material	polyamide
Hoods/Housings seal	NBR
Limiting temperatures	-40...+125°C
Flammability acc. to UL 94	V0
Degree of protection acc.to DIN EN	
60 529 for coupled connector	IP65

Metal Hoods & Housings IP65	
Material	aluminium die-cast
Colour	grey
Locking element	
-Lever type	metal elastic pressing
-Material	see P15-02
Hoods/Housings seal	NBR
Limiting temperatures	-40...+125°C
Flammability acc. to UL 94	V0
Degree of protection acc.to DIN EN	
60 529 for coupled connector	H version IP65 / W version IP67

Hoods/Housings for higher environmental requirements IP65	
Material	zinc die-cast(3A), aluminium die-cast,
Colour	RAL 9005 (black)
Surface- Top coat	epoxy powder paint
Locking element	
-Lever type	metal elastic pressing
-Material	stainless steel
Hoods/Housings seal	FPM
Limiting temperatures	-40...+125°C
Flammability acc. to UL 94	V0
Degree of protection acc.to DIN EN	
60 529 for coupled connector	H version IP65 / W version IP67

Pressure tight Hoods & Housings IP68/IP69k	
Material	aluminium die-cast, corrosion resistant
Colour	black or grey
Locking element	
-Lever type	screw locking
-Material	stainless steel
Hoods/Housings seal	NBR
Limiting temperatures	-40...+125°C
Flammability acc. to UL 94	V0
Degree of protection acc.to DIN EN	
60 529 for coupled connector	IP68/IP69K

HC Plastic Hoods & Housings IP65	
Material	polycarbonate
Colour	RAL 9005 (black)
Locking element	
-Lever type	plastic elastic pressing
-Material	polyamide
Hoods/Housings seal	NBR
Limiting temperatures	-40...+125°C
Flammability acc. to UL 94	V0
Degree of protection acc.to DIN EN	
60 529 for coupled connector	IP65

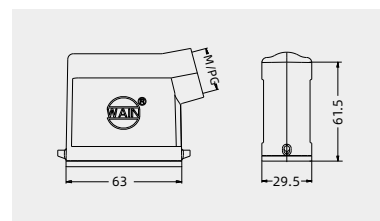
10A Metal hoods/housings

Degree of protection: IP65 Remark: SPQ is 1pc

Hoods, side entry



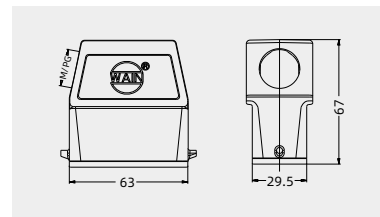
Thread	Designation	Order No.
M20	H10A-SE-2B-M20	110 010 510 1002
PG16	H10A-SE-2B-PG16	110 010 510 1010



Hoods, side entry, high construction



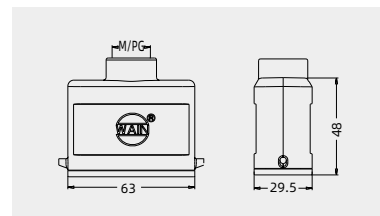
Thread	Designation	Order No.
M25	H10A-SEH-2B-M25	110 010 510 5003
PG16	H10A-SEH-2B-PG16	110 010 510 5010
PG21	H10A-SEH-2B-PG21	110 010 510 5011



Hoods, top entry



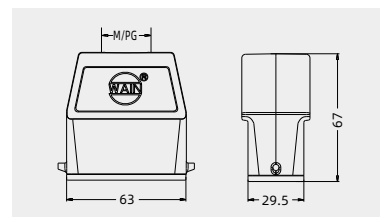
Thread	Designation	Order No.
M20	H10A-TE-2B-M20	110 010 410 1002
PG13.5	H10A-TE-2B-PG13.5	110 010 410 1009



Hoods, top entry, high construction



Thread	Designation	Order No.
M25	H10A-TEH-2B-M25	110 010 410 5003
PG16	H10A-TEH-2B-PG16	110 010 410 5010
PG21	H10A-TEH-2B-PG21	110 010 410 5011

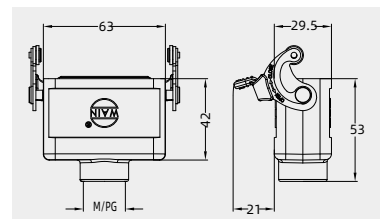


Housings, cable to cable



Thread	Designation	Order No.
M20	H10A-CCT-1L/SC-M20	110 010 721 1002
PG13.5	H10A-CCT-1L/SC-PG13.5	110 010 721 1009
PG16	H10A-CCT-1L/SC-PG16	110 010 721 1010

Please refer to page 15-02 for choosing proper model of lock.

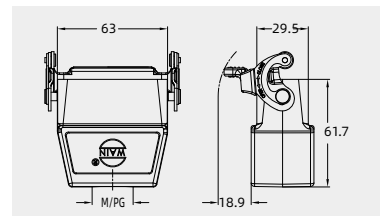


Housings, cable to cable ,high construction



Thread	Designation	Order No.
M25	H10A-CCTH-1L/SC-M25	110 010 721 5003
PG16	H10A-CCTH-1L/SC-PG16	110 010 721 5010
PG21	H10A-CCTH-1L/SC-PG21	110 010 721 5011

Please refer to page 15-02 for choosing proper model of lock.



10A Metal hoods/housings

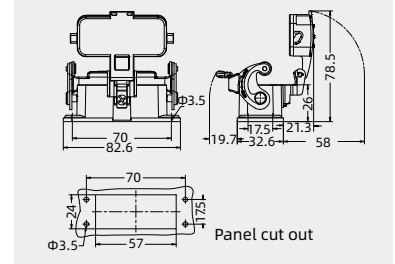
Degree of protection: IP65 Remark: SPQ is 1pc

Bulkhead mounted housings



Thread	Designation	Order No.
---	H10A-BK-1L/SC	110 010 321 1001
	with plastic cover	
---	H10A-BK-1L/SC-CV	110 010 361 1001
	with metal cover	
---	H10A-BK-1L/SC-MCV	110 010 361 1101

Please refer to page 15-02 for choosing proper model of lock.



Surface mounted housings

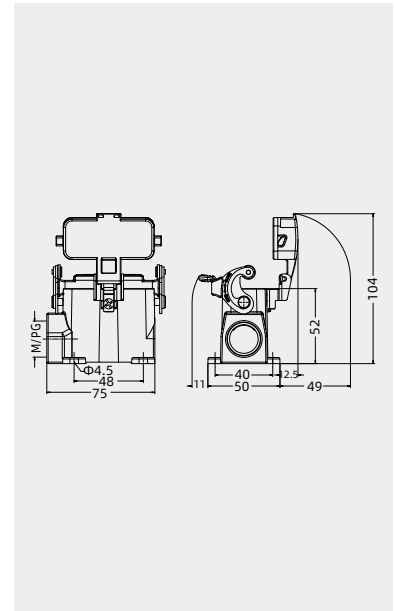


Thread	Designation	Order No.
M20	H10A-SF-1L/SC-M20	110 010 221 1002
2M20	H10A-SF-1L/SC-2M20	110 010 221 1022
M25	H10A-SF-1L/SC-M25	110 010 221 1003
PG16	H10A-SF-1L/SC-PG16	110 010 221 1010
2PG16	H10A-SF-1L/SC-2PG16	110 010 221 1030
PG21	H10A-SF-1L/SC-PG21	110 010 221 1011

	with plastic cover	
M20	H10A-SF-1L/SC-CV-M20	110 010 261 1002
2M20	H10A-SF-1L/SC-CV-2M20	110 010 261 1022
M25	H10A-SF-1L/SC-CV-M25	110 010 261 1003
PG16	H10A-SF-1L/SC-CV-PG16	110 010 261 1010
2PG16	H10A-SF-1L/SC-CV-2PG16	110 010 261 1030
PG21	H10A-SF-1L/SC-CV-PG21	110 010 261 1011

	with metal cover	
M20	H10A-SF-1L/SC-MCV-M20	110 010 261 1102
2M20	H10A-SF-1L/SC-MCV-2M20	110 010 261 1122
M25	H10A-SF-1L/SC-MCV-M25	110 010 261 1103
PG16	H10A-SF-1L/SC-MCV-PG16	110 010 261 1110
2PG16	H10A-SF-1L/SC-MCV-2PG16	110 010 261 1130
PG21	H10A-SF-1L/SC-MCV-PG21	110 010 261 1111

Please refer to page 15-02 for choosing proper model of lock.

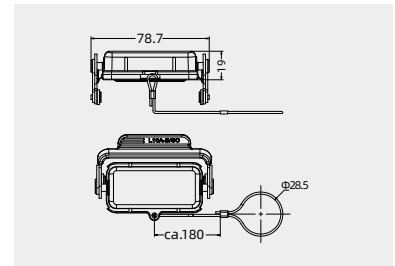


Protection covers



Connect way	Applications	Designation	Order No.
	for hoods	H10A-MCV-1L/SC.1	110 010 021 8101

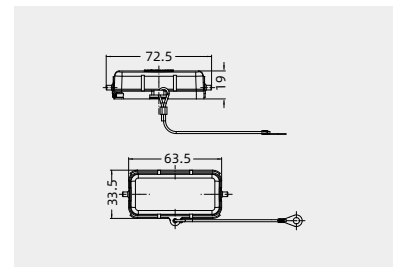
Please refer to page 15-02 for choosing proper model of lock.



Protection covers



Connect way	Applications	Designation	Order No.
	for housings	H10A-MCV-2B/1S	110 010 010 8101
	for housings	H10A-MCV-2B/2S	110 010 010 8102



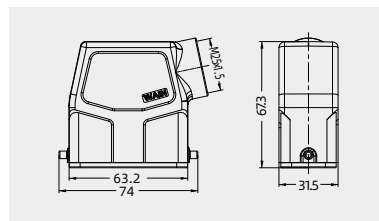
10A Plastic hoods/housings

Degree of protection: IP65 Remark: SPQ is 1pc

Hoods, side entry, high construction



Thread	Designation	Order No.
M25	H10A.P-SEH-2B-M25	118 010 510 5001



Bulkhead mounted housings



Thread	Designation	Order No.
---	H10A.P-BK-1L	118 010 320 1001

