







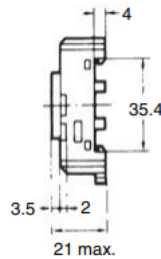
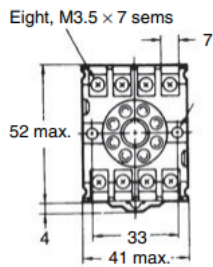
Sockets

See below for Socket dimensions.

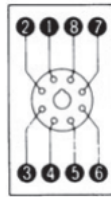
Socket	Surface-mounting Socket (for track or screw mounting)		
	Finger-protection models		---
Maximum carry current	10 A		5 A
2 poles	PF083A-E	PF083A-D	PF083A
			
3 poles	PF113A-E	PF113A-E-D	PF113A
			

Note: Use the Surface-mounting Sockets (i.e., finger-protection models) with "-E" at the end of the model number. When using the PF083A and PF113A, be sure not to exceed the Socket's maximum carry current of 5 A. Using at a current exceeding 5 A may lead to burning. Round terminals cannot be used for finger-protection models. Use Y-shaped terminals.

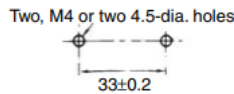
PF083A-E (Conforming to EN 50022)



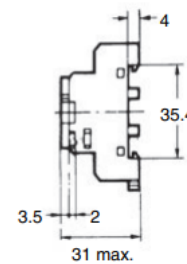
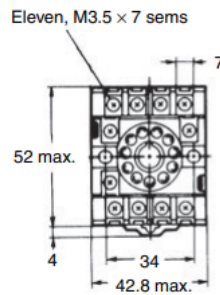
Terminal Arrangement



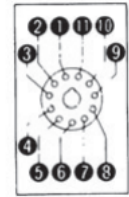
Mounting Holes



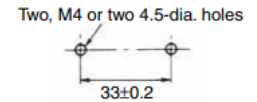
PF113A-E (Conforming to EN 50022)



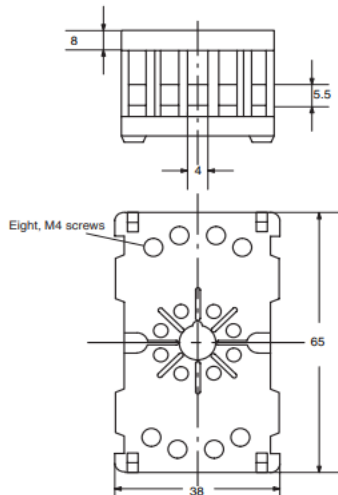
Terminal Arrangement



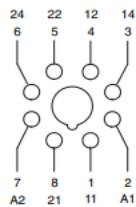
Mounting Holes



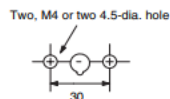
PF083A-D



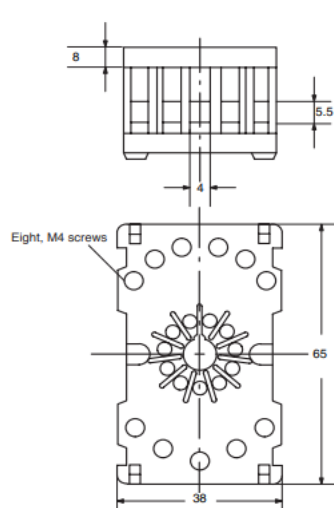
Terminal Arrangement



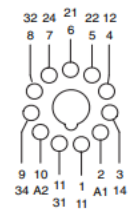
Mounting Holes



PF113A-D



Terminal Arrangement



Mounting Holes

