



SDL16 SERIES



47-68

Tel: 0086-577-62790977 62795533

Fax: 0086-577-62790977 62790988

sales@xindali.com ceo@xindali.com

<http://www.xindali.com> <http://xindali.en.alibaba.com>

XiaMen Industrial Zone, Liushi, Yueqing city, China

SDL16(ϕ 22)

Push button series



www.xindali.com

Button and indication lamp of ϕ 22mm

<<<

SDL16 button series

Character

<<<

Environment	
Reached standard	IEC60947-5-1; GB/T14048.1, GB14048.5
Surrounding temperature	Operation: -5°C~+55°C, Storage: -25°C~+70°C
Anti-vibration property	Mushroom head button : 10g, other buttons and indication lamp:15g(40Hz<Frequency<200Hz)
Anti-impact	Button:70g Mushroom head button: 15g, Selector switch : 200g
Protection grade	IP65:Flush head and extended head, with or without indication lamp button (installation) IP65: Button with cover
Mechanical	Button: 3 million times operation, " Emergency stop button " :300 thousand times operation

Contact character

<<<

Rated operating character	AC-15 : A600 or Ue=240V & Ie=3A DC-13 : Q600 or Ue=250V & Ie=3A
Rated insulation voltage	Ui=600V, pollution grade is 3
Rated withstanding impulse voltage	Uimp=6kV
Contact operation	Slow breaking (NC or NO)
Reliable operation	Safe mounting (Mushroom head shape: "Emergency stop ping" button:Breaking of NC contact is reliable
Operating pressure	Flush button and convex button :with1DAN and 1 NC contact: 0.8DAN Auxiliary contact : with+0.5DAN and NC: +0.3DAN
Short-circuit protection	10A fuse type complies with IEC269-1, GB14048.3

Rated operating power

<<<


Comply with GB14048.5, application range is AC-15 and DC-13

Operation power: 3000 times/hour

Power factor:0.5W


AC power:50Hz~60Hz

DC power

 (Inductive circuit)

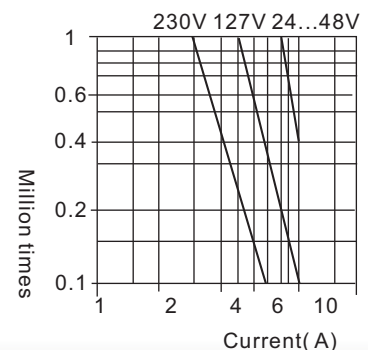
Open circuit power W

Operating for one million times

	V	24	48	120
	W	65	48	40

Current (A)

Connection
Spiral press-in terminal,
Connecting capability:
0.75mm²~2.5mm²
(12~18AWG)



Button, indication lamp series of ϕ 22mm and ϕ 25mm








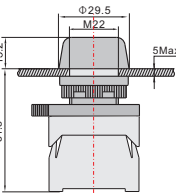

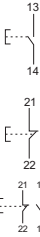






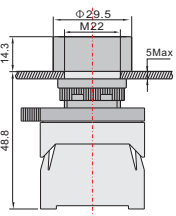








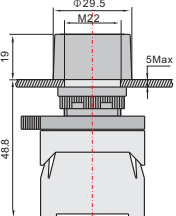













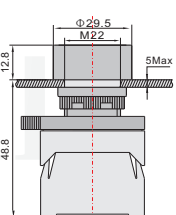







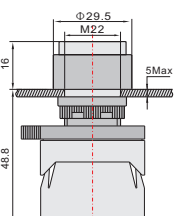














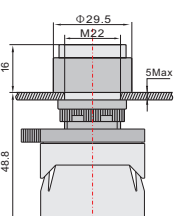
<<<

SDL16 series indication lamp

Character

<<<



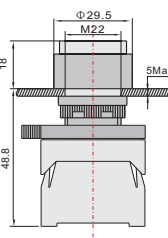



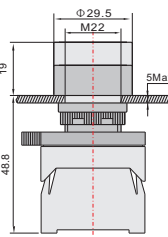



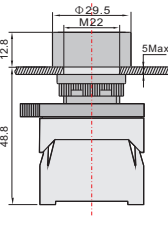



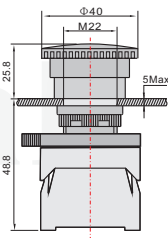




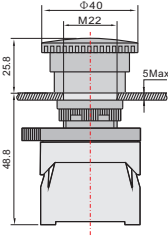



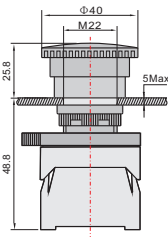

Indication lamp with LED	
Reached standard	IEC60947-5-1; GB/T14048.1, GB14048.5
Surrounding temperature	Operation: -5°C~+55°C, Storage: -25°C~+70°C
Protection grade	IP65
Rated insulation voltage	380V AC
Service life	under normal voltage \leq 30, 000 hours
Voltage limiting	0.8Un \leq U \leq 1.1Un
Connection	Spiral pressing-in type terminal Connection capacity: 0.75mm ² ~2.5mm ² (12~18AWG)

Push button	Description	Contact	Circuit	Color	Sign Type	Contour
 SDL16-EVM74	LED Direct bulb included BA9s base fitting	12V 24V 110~130V 220~240V		<ul style="list-style-type: none">  White/PW  Green/PG  Red  Yellow  Pure Blue 	<ul style="list-style-type: none"> SDL16-EVM71 SDL16-EVM73 SDL16-EVM74 SDL16-EVM75 SDL16-EVM76 	
 SDL16-EA31	Even button spring return	N/O N/C N/O+N/C		<ul style="list-style-type: none">  Black  Green  Yellow  Blue  Red  Red 	<ul style="list-style-type: none"> SDL16-EA21 SDL16-EA31 SDL16-EA51 SDL16-EA61 SDL16-EA42 SDL16-EA45 	
 SDL16-EP42	Even button (with transparent silica gel cover) Unmarked IP65	N/O N/C		<ul style="list-style-type: none">  White  Black  Green  Yellow  Blue  Red 	<ul style="list-style-type: none"> SDL16-EP11 SDL16-EP21 SDL16-EP31 SDL16-EP51 SDL16-EP61 SDL16-EP42 	
 SDL16-EA4322	Even button spring return With symbol logo	N/O N/C		<ul style="list-style-type: none">  Green   White  or   Black  or   Red   Red  	<ul style="list-style-type: none"> SDL16-EA3311 SDL16-EA3361 SDL16-EA3341 SDL16-EA3351 SDL16-EA4322 SDL16-EA4342 	
 SDL16-EL31	Convex button spring return	N/O N/C		<ul style="list-style-type: none">  Black  Green  Yellow  Blue  Red 	<ul style="list-style-type: none"> SDL16-EL21 SDL16-EL31 SDL16-EL51 SDL16-EL61 SDL16-EL42 	
 SDL16-EL4322	Convex button spring return With symbol logo	N/O N/C		<ul style="list-style-type: none">  Green   White  or   Black  or   Red   Red  	<ul style="list-style-type: none"> SDL16-EL3311 SDL16-EL3361 SDL16-EL3341 SDL16-EL3351 SDL16-EL4322 SDL16-EL4342 	


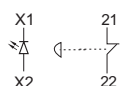


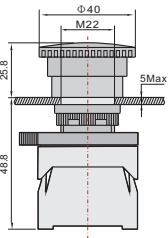
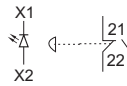







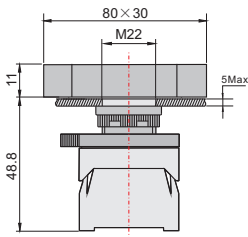





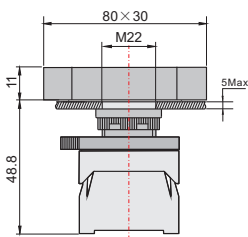





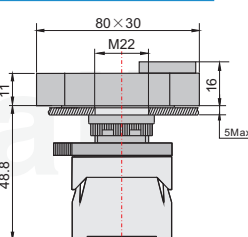





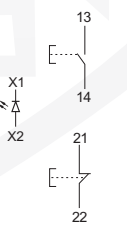



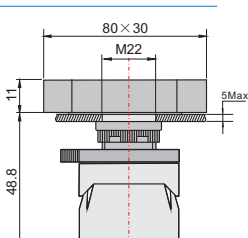

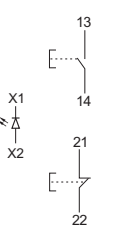



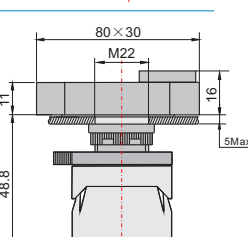
SDL16(ϕ 22) Push button series



www.xindali.com

Push button	Description	Contact	Circuit	Color	Type	Contour
 SDL16-EWL3462	Direct bulb supplied LED	N/O 220~240V		<ul style="list-style-type: none"> ○ White/PW ○ Green/PG ○ Yellow ○ Pure Blue 	<ul style="list-style-type: none"> SDL16-EWL3161 SDL16-EWL3361 SDL16-EWL3561 SDL16-EWL3661 	
		N/C 220~240V		<ul style="list-style-type: none"> ○ Red 	<ul style="list-style-type: none"> SDL16-EWL3462 	
 SDL16-EW3462	Direct bulb supplied LED	N/O 220~240V		<ul style="list-style-type: none"> ○ White/PW ○ Green/PG ○ Yellow ○ Pure Blue 	<ul style="list-style-type: none"> SDL16-EW3161 SDL16-EW3361 SDL16-EW3561 SDL16-EW3661 	
		N/C 220~240V		<ul style="list-style-type: none"> ○ Red 	<ul style="list-style-type: none"> SDL16-EW3462 	
 SDL16-EWA3462	Direct bulb supplied LED	N/O 220~240V		<ul style="list-style-type: none"> ○ White/PW ○ Green/PG ○ Yellow ○ Pure Blue 	<ul style="list-style-type: none"> SDL16-EWA3161 SDL16-EWA3361 SDL16-EWA3561 SDL16-EWA3661 	
		N/C 220~240V		<ul style="list-style-type: none"> ○ Red 	<ul style="list-style-type: none"> SDL16-EWA3462 	
 SDL16-EC42	Mushroom head Spring return	N/O		● Black ϕ 40	SDL16-EC21	
		N/C		● Green ϕ 40	SDL16-EC31	
		N/O+N/C		● Red ϕ 40	SDL16-EC42	
 SDL16-ES542	Mushroom head Turn to release	N/C		● Red ϕ 40	SDL16-ES542	
		N/O+N/C		● Red ϕ 40	SDL16-ES545	
 SDL16-ET42	Mushroom head Push-pull	N/C		● Red ϕ 40	SDL16-ET42	
		N/O+N/C		● Red ϕ 40	SDL16-ET45	



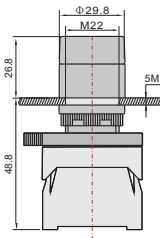




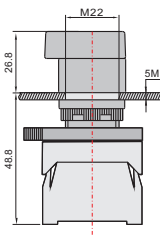




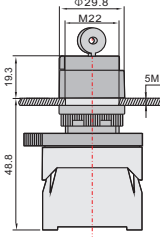



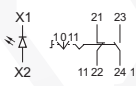

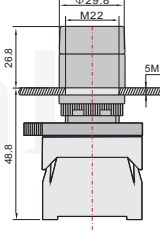





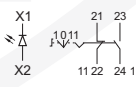

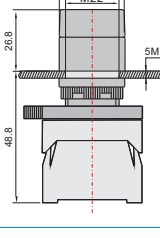





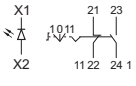

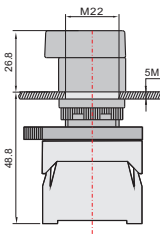




SDL16 Series

Push button	Description	Contact	Circuit	Color Sign	Type	Contour
 SDL16-EWM42	Spring return Push to lock Push to release Direct bulb supplied LED	N/C 220~240V		 Red $\phi 40$ SDL16-EWM42  Red $\phi 40$ SDL16-EWM42		
	Spring return Push to lock Push to release	N/O + N/C 220~240V		 Red $\phi 40$ SDL16-EWM45  Red $\phi 40$ SDL16-EWM45		
 SDL16-EB9325	Without pilot light 1 flush green knob 1 flush red knob Marked IP65	N/O + N/C		 Green  White  Red	SDL16-EB9325	
 SDL16-EB8325	Without pilot light 1 flush green knob 1 flush red knob Marked IP40	N/O + N/C		 Green  White  Red	SDL16-EB8325	
 SDL16-EB8425	IP40 Without pilot light 1 flush green knob 1 convex red knob Marked	N/O +		 Green  White  Red	SDL16-EB8425	
	IP65 (with transparent cover)	N/C		 Green  White  Red	SDL16-EB9425	
 SDL16-EBW8365	With pilot light 1 flush green knob 1 yellow pilot light Direct supply 220~240V 1 flush red knob Marked IP40 LED	N/O + N/C		 Red  Yellow  Green	SDL16-EBW8365	
 SDL16-EBW8465	With pilot light 1 flush green knob 1 yellow pilot light Direct supply 220~240V 1 convex red knob Marked IP40 LED	N/O + N/C		 Red  Yellow  Green	SDL16-EBW8465	



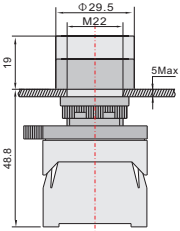




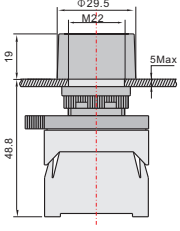




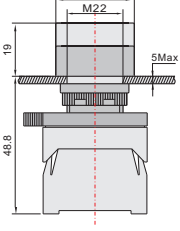








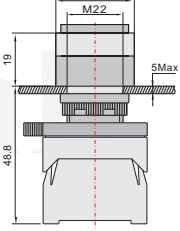












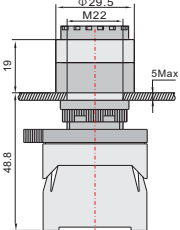

SDL16($\phi 22$) Push button series



www.xindali.com

Push button	Description	Contact	Circuit	Color	Type	Contour
	Standard handle	N/O+N/O		3 Position stay put	SDL16-ED33	
				3 Position spring return	SDL16-ED53	
		N/O		2 Position stay put	SDL16-ED21	
				2 Position spring return	SDL16-ED41	
		N/O+N/C		2 Position stay put	SDL16-ED25	
				2 Position spring return	SDL16-ED45	
	Long handle	N/O+N/O		3 Position stay put	SDL16-EJ33	
				3 Position spring return	SDL16-EJ53	
		N/O		2 Position stay put	SDL16-EJ21	
				2 Position spring return	SDL16-EJ41	
		N/O+N/C		2 Position stay put	SDL16-EJ25	
				2 Position spring return	SDL16-EJ45	
	Key switches (key n° 455)	N/O+N/O		3 Position stay put	SDL16-EG33	
				3 Position spring return	SDL16-EG53	
		N/O		2 Position stay put	SDL16-EG21	
				2 Position spring return	SDL16-EG41	
		N/O+N/C		2 Position stay put	SDL16-EG25	
				2 Position spring return	SDL16-EG45	
	2 Position stay put Standard handle LED	N/O+N/C 220~240V		 Green/PG	SDL16-EK2365	
				 Yellow	SDL16-EK2565	
				 Pure Blue	SDL16-EK2665	
				 White/PW	SDL16-EK2765	
				 Red	SDL16-EK2465	
	3 Position stay put Standard handle LED	N/O+N/C 220~240V		 Green/PG	SDL16-EK3365	
				 Yellow	SDL16-EK3565	
				 Pure Blue	SDL16-EK3665	
				 White/PW	SDL16-EK3765	
				 Red	SDL16-EK3465	
	2 Position spring return Long handle LED 3 Position spring return	N/O+N/C 220~240V		 Green/PG	SDL16-EKJ4365	
				 Red	SDL16-EKJ4465	
				 Green/PG	SDL16-EKJ5365	
				 Yellow	SDL16-EKJ5565	
				 Pure Blue	SDL16-EKJ5665	
				 Red	SDL16-EKJ5465	







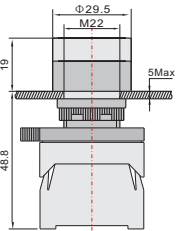





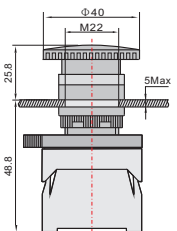







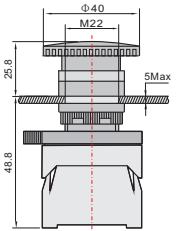








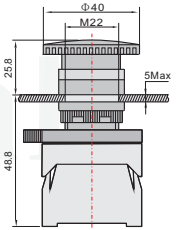





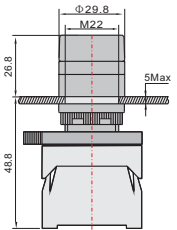







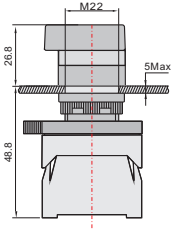




SDL16 Series

Push button	Description	Contact	Circuit	Color Sign	Type	Contour
	Flush button spring return	N/O		● Black	SDL16-CA21	
		N/C		● Green	SDL16-CA31	
		N/O+N/C		● Yellow	SDL16-CA51	
SDL16-CA42				● Blue	SDL16-CA61	
				● Red	SDL16-CA42	
				● Red	SDL16-CA45	
	Flush button (with transparent silica gel cover) Unmarked IP65	N/O		○ White	SDL16-CP11	
		N/C		● Black	SDL16-CP21	
				● Green	SDL16-CP31	
SDL16-CP42				● Yellow	SDL16-CP51	
				● Blue	SDL16-CP61	
				● Red	SDL16-CP42	
	Flush button spring return With symbol logo	N/O		● Green 	SDL16-CA3311	
		N/C		○ White 	SDL16-CA3361	
				● Black 	SDL16-CA3341	
SDL16-CA4322	Flush button spring return With symbol logo			● Black 	SDL16-CA3351	
				● Red 	SDL16-CA4322	
				● Red 	stop	SDL16-CA4342
	Convex button spring return	N/O		● Black	SDL16-CL21	
		N/C		● Green	SDL16-CL31	
				● Yellow	SDL16-CL51	
SDL16-CL51				● Blue	SDL16-CL61	
				● Red	SDL16-CL42	
			Convex button spring return With symbol logo	N/O		● Green 
N/C				○ White 	SDL16-CL3361	
				● Black 	SDL16-CL3341	
SDL16-CL4322				● Black 	SDL16-CL3351	
				● Red 	SDL16-CL4322	
				● Red 	stop	SDL16-CL4342
	Direct bulb supplied LED Neon (BA9S)	N/O 220~240V		○ White/PW	SDL16-CWL3161	
		N/C 220~240V		● Green/PG	SDL16-CWL3361	
				● Yellow	SDL16-CWL3561	
SDL16-CWL3361				● Pure Blue	SDL16-CWL3661	
				● Red	SDL16-CWL3462	















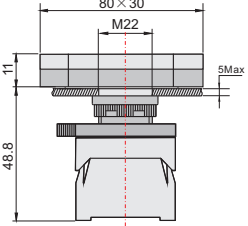



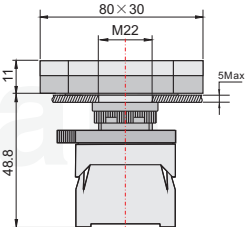



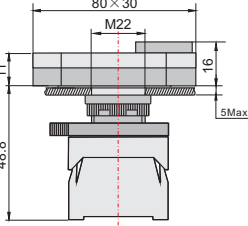

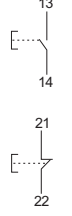

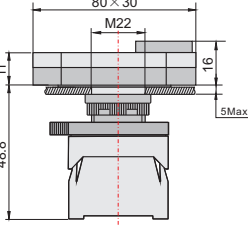
SDL16($\phi 22$) Push button series



www.xindali.com

Push button	Description	Contact	Circuit	Color	Sign	Type	Contour	
 SDL16-CWA3462	Direct bulb supplied LED	N/O 220~240V		 White/PW  Green/PG  Yellow  Pure Blue		SDL16-CWA3161 SDL16-CWA3361 SDL16-CWA3561 SDL16-CWA3661		
		N/C 220~240V		 Red		SDL16-CWA3462		
 SDL16-CWM42	Spring return Push to lock Push to release Direct bulb supplied LED	N/C 220~240V		 Red	$\phi 40$	SDL16-CWM42 SDL16-CWMZ4 2		
		N/O + N/C 220~240V		 Red  Red	$\phi 40$	SDL16-CWM45 SDL16-CWMZ4 5		
 SDL16-CC42	Mushroom head spring return	N/O		 Black  Green	$\phi 40$	SDL16-CC21 SDL16-CC31		
		N/C		 Red	$\phi 40$	SDL16-CC42		
		N/O+N/C		 Red	$\phi 40$	SDL16-CC45		
 SDL16-CS542	Turn to release Push-pull	N/C		 Red  Red	$\phi 40$	SDL16-CS542 SDL16-CT42		
 SDL16-CK3465	2 Position stay put Standard handle LED	N/O+N/C 220~240V		 Green/PG  Yellow  Red		SDL16-CK2361 SDL16-CK2561 SDL16-CK2462		
		3 Position stay put			 Green/PG  Yellow  Red			SDL16-CK3365 SDL16-CK3565 SDL16-CK3465
 SDL16-CKJ5565	2 Position spring return Long handle LED	N/O+N/C 220~240V		 Green/PG  Red		SDL16-CKJ4365 SDL16-CKJ4465		
		3 Position spring return			 Green/PG  Yellow  Pure Blue  Red			SDL16-CKJ5365 SDL16-CKJ5565 SDL16-CKJ5665 SDL16-CKJ5465

SDL16 Series


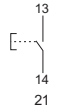
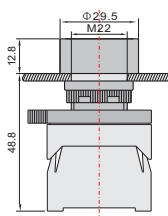



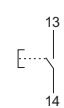
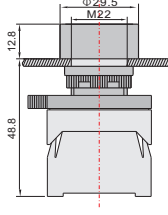





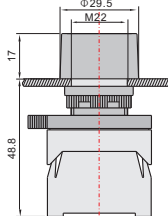


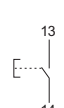
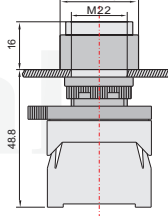




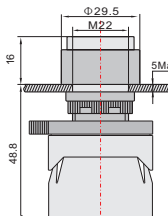







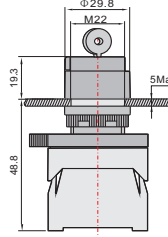


Push button	Description	Contact	Circuit	Color Sign Type	Contour
 SDL16-CD33	Standard handle	N/O+N/O		3 Position stay put 3 Position spring return	SDL16-CD33 SDL16-CD53
		N/O		2 Position stay put 2 Position spring return	SDL16-CD21 SDL16-CD41
		N/O+N/C		2 Position stay put 2 Position spring return	SDL16-CD25 SDL16-CD45
		N/O+N/O		3 Position stay put 3 Position spring return	SDL16-CJ33 SDL16-CJ53
		N/O		2 Position stay put 2 Position spring return	SDL16-CJ21 SDL16-CJ41
		N/O+N/C		2 Position stay put 2 Position spring return	SDL16-CJ25 SDL16-CJ45
 SDL16-CJ33	Long handle	N/O+N/O		3 Position stay put 3 Position spring return	SDL16-CJ33 SDL16-CJ53
		N/O		2 Position stay put 2 Position spring return	SDL16-CJ21 SDL16-CJ41
		N/O+N/C		2 Position stay put 2 Position spring return	SDL16-CJ25 SDL16-CJ45
 SDL16-CB9325	Without pilot light 1 flush green pushbutton 1 flush red pushbutton Marked IP65	N/O +		 SDL16-CB9325	
		N/C			
 SDL16-CB8325	Without pilot light 1 flush green pushbutton 1 flush red pushbutton Marked IP40	N/O +		 SDL16-CB8325	
		N/C			
 SDL16-CB8425	IP40 Without pilot light 1 flush green knob 1 convex red knob Marked IP65 (with transparent cover)	N/O +		 SDL16-CB8425	
		N/C			
 SDL16-CBW8465	1 flush green knob 1 yellow pilot light 1 flush red knob With pilot light Direct supply Marked IP40 LED 1 flush green knob 1 yellow pilot light 1 convex red knob	N/O +		 SDL16-CBW8365	
		N/C			

SDL16 Series



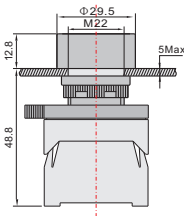



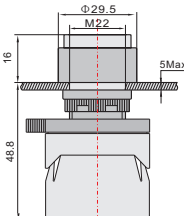



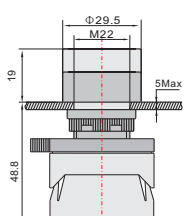


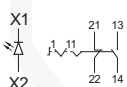
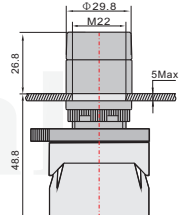

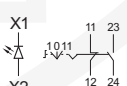
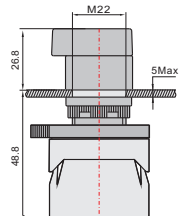

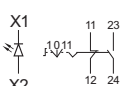
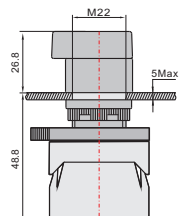

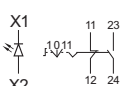
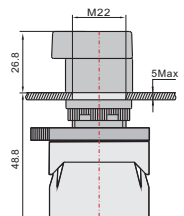
SDL16(ϕ 22) Push button series



www.xindali.com

Push button	Description	Contact	Circuit	Color Sign	Type	Contour			
 SDL16-BA31	Flush button spring return	N/O		● Black	SDL16-BA21	 12.8 48.8			
		N/C		● Green	SDL16-BA31				
		N/O+N/C		● Yellow	SDL16-BA51		● Blue	SDL16-BA61	● Red
 SDL16-BA3361	Flush button spring return With symbol logo	N/O		○ White	SDL16-BA3341	 12.8 48.8			
		N/C		● Green	 start SDL16-BA3361				
				● Black	 start SDL16-BA3351				
 SDL16-BP42	Flush button (transparent silica gel cover) Unmarked IP65	N/O		○ White	SDL16-BP11	 17 48.8			
		N/C		● Black	SDL16-BP21				
				● Green	SDL16-BP31		● Yellow	SDL16-BP51	● Blue
 SDL16-BL42	Convex button spring return	N/O		● Black	SDL16-BL21	 16 48.8			
		N/C		● Green	SDL16-BL31				
				● Yellow	SDL16-BL51		● Blue	SDL16-BL61	● Red
 SDL16-BL3311	Convex button spring return With symbol logo	N/O		● Green	 stop SDL16-BL3311	 16 48.8 5Max			
		N/C		○ White	 or  start SDL16-BL3341				
				● Black	 or  start SDL16-BL3351				
 SDL16-BG33	Key switches (key n° 455) 3 Position stay put 2 Position 1 spring return from right to left	N/O+N/O		LH position	SDL16-BG33	 19.3 48.8 5Max			
		N/O		LH position	SDL16-BG21				
		N/O+N/C		Centre position LH and RH position	SDL16-BG25		SDL16-BG41	SDL16-BG45	



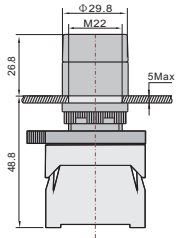




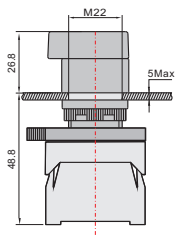




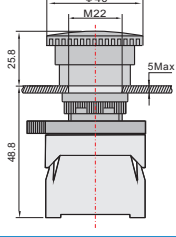




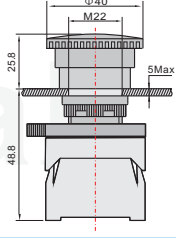


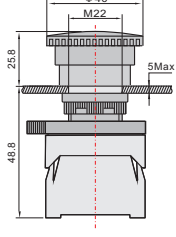
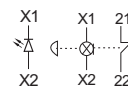
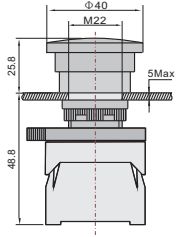
SDL16 Series

Push button	Description	Contact	Circuit	Color	Type	Contour
 SDL16-BWA3462	Direct bulb supplied LED	N/O 220~240V		<ul style="list-style-type: none"> ○ White/PW ● Green/PG ● Yellow ● Pure Blue 	SDL16-BWA3161 SDL16-BWA3361 SDL16-BWA3561 SDL16-BWA3661	
		N/C 220~240V		<ul style="list-style-type: none"> ● Red 	SDL16-BWA3462	
 SDL16-BWL3361	Direct bulb supplied LED	N/O 220~240V		<ul style="list-style-type: none"> ○ White/PW ● Green/PG ● Yellow ● Pure Blue 	SDL16-BWL3161 SDL16-BWL3361 SDL16-BWL3561 SDL16-BWL3661	
		N/C 220~240V		<ul style="list-style-type: none"> ● Red 	SDL16-BWL3462	
 SDL16-BW3561	Direct bulb supplied LED	N/O 220~240V		<ul style="list-style-type: none"> ○ White/PW ● Green/PG ● Yellow ● Pure Blue 	SDL16-BW3161 SDL16-BW3361 SDL16-BW3561 SDL16-BW3661	
		N/C 220~240V		<ul style="list-style-type: none"> ● Red 	SDL16-BW3462	
 SDL16-BK2365	2 Position stay put	N/O+N/C 220~240V		<ul style="list-style-type: none"> ● Green/PG ● Yellow 	SDL16-BK2365 SDL16-BK2565	
	Standard handle LED			<ul style="list-style-type: none"> ● Red 	SDL16-BK2465	
 SDL16-BKJ2465	2 Position stay put	N/O+N/C 220~240V		<ul style="list-style-type: none"> ● Green/PG ● Yellow 	SDL16-BKJ2365 SDL16-BKJ2565	
	Long handle LED			<ul style="list-style-type: none"> ● Red 	SDL16-BKJ2465	
 SDL16-BKJ5365	2 Position spring return	N/O+N/C 220~240V		<ul style="list-style-type: none"> ● Green/PG ● Yellow 	SDL16-BKJ4365 SDL16-BKJ4565	
	3 Position stay put			<ul style="list-style-type: none"> ● Red 	SDL16-BKJ4465	
 SDL16-BKJ5365	Long handle LED	N/O+N/C 220~240V		<ul style="list-style-type: none"> ● Green/PG ● Yellow 	SDL16-BKJ5365 SDL16-BKJ5565	
	3 Position spring return			<ul style="list-style-type: none"> ● Red 	SDL16-BKJ5465	

SDL16($\phi 22$) Push button series



www.xindali.com

Push button	Description	Contact	Circuit	Color	Type	Contour
 SDL16-BD33	3 Position stay put 3 Position spring return	N/O+N/O		Standard handle	SDL16-BD33 SDL16-BD53	
	2 Position stay put 2 position spring return	N/O		Standard handle	SDL16-BD21 SDL16-BD41	
	2 Position stay put 2 position spring return	N/O+N/C		Standard handle	SDL16-BD25 SDL16-BD45	
 SDL16-BJ45	3 Position stay put 3 Position spring return	N/O+N/O		Long handle	SDL16-BJ33 SDL16-BJ53	
	2 Position stay put 2 Position spring return	N/O		Long handle	SDL16-BJ21 SDL16-BJ41	
	2 Position stay put 2 Position spring return	N/O+N/C		Long handle	SDL16-BJ25 SDL16-BJ45	
 SDL16-BC42	Mushroom head	N/O		Black $\phi 40$	SDL16-BC21	
		N/C		Green $\phi 40$	SDL16-BC31	
		N/O+N/C		Red $\phi 40$	SDL16-BC42 SDL16-BC45	
 SDL16-BS442	Turn to release	N/C		Red $\phi 30$	SDL16-BS442	
				Red $\phi 40$	SDL16-BS542	
 SDL16-BT42	Push-pull	N/C		Red $\phi 40$	SDL16-BT42	
 SDL16-BWM42	Direct bulb supplied LED (BA9S) Neon	N/O + N/C 220~240V		Red $\phi 40$	SDL16-BWM42	

SDL16 Series



SDL16(ϕ 22) Push button series

www.xindali.com






































Parts	Description	Contact	Type	Parts	Description	Contact	Type
	Contact block	N/O	ZB16-BE101/G		Contact block	N/C	ZB16-BE102/R
ZB16-BE101/G				ZB16-BE102/R			
	Contact block	N/O	ZB16-BE101		Contact block	N/C	ZB16-BE102
ZB16-BE101				ZB16-BE102			
	Lamp holder of pushbutton		ZB16-EW6		Lamp holder with LED		ZB16-E06
ZB16-EW6				ZB16-E06			
	Auxiliary contact block		ZB16-EF2		Plastic bracket		ZB16-E
ZB16-EF2				ZB16-E			
	Plastic bracket + Contact block	N/O	ZB16-EZ101		Plastic bracket + Contact block	N/C	ZB16-EZ102
ZB16-EZ101				ZB16-EZ102			
	Plastic bracket + 2 Contact block	N/O+N/O	ZB16-EZ103		Plastic bracket + 2 Contact block	N/C+N/C	ZB16-EZ104
ZB16-EZ103				ZB16-EZ105	Plastic bracket + 2 Contact block	N/O+N/C	ZB16-EZ105


































SDL16 Series

SDL16(ϕ 22) Push button series
















































www.xindali.com

Parts	Description	Color	Sign Type
 ZB16-EA4	Flush head	 White	ZB16-EA1
		 Black	ZB16-EA2
		 Green	ZB16-EA3
		 Red	ZB16-EA4
		 Yellow	ZB16-EA5
		 Blue	ZB16-EA6
 ZB16-EA432	Flush head marked	 Green	ZB16-EA331
		 Green	ZB16-EA336
		 White	ZB16-EA334
		 Black	ZB16-EA335
		 Red	ZB16-EA432
		 Red	ZB16-EA434
 ZB16-EL3	Convex head	 Black	ZB16-EL2
		 Green	ZB16-EL3
		 Red	ZB16-EL4
		 Yellow	ZB16-EL5
		 Blue	ZB16-EL6
 ZB16-EL432	Convex head marked	 Green	ZB16-EL331
		 Green	ZB16-EL336
		 White	ZB16-EL334
		 Black	ZB16-EL335
		 Red	ZB16-EL432
		 Red	ZB16-EL434
 ZB16-EP3	Flush head with water-proof cover	 Black	ZB16-EP2
		 Green	ZB16-EP3
		 Red	ZB16-EP4
		 Yellow	ZB16-EP5
		 Blue	ZB16-EP6
 ZB16-EVM04	Pilot light head	 White	ZB16-EVM01
		 Green	ZB16-EVM03
		 Red	ZB16-EVM04
		 Yellow	ZB16-EVM05
		 Blue	ZB16-EVM06

Parts	Description	Color	Type
 ZB16-EWA34	Flush head of lamp	 Green	ZB16-EWA33
		 Red	ZB16-EWA34
		 Yellow	ZB16-EWA35
		 Blue	ZB16-EWA36
 ZB16-EW34	smooth flush head of lamp	 Green	ZB16-EW33
		 Red	ZB16-EW34
		 Yellow	ZB16-EW35
		 Blue	ZB16-EW36
 ZB16-EWL34	convex head of lamp	 Green	ZB16-EWL33
		 Red	ZB16-EWL34
		 Yellow	ZB16-EWL35
		 Blue	ZB16-EWL36
 ZB16-EK23	Selector switch 2-positions stay put	 Green	ZB16-EK23
		 Red	ZB16-EK24
		 Yellow	ZB16-EK25
	Selector switch 2-positions spring return	 Green	ZB16-EK43
		 Yellow	ZB16-EK45
 ZB16-EKJ24	Selector switch 2-positions stay put	 Green	ZB16-EKJ23
		 Red	ZB16-EKJ24
		 Yellow	ZB16-EKJ25
	Selector switch 2-positions spring return	 Green	ZB16-EKJ43
		 Yellow	ZB16-EKJ45
 ZB16-EKJ35	Selector switch 3-positions stay put	 Green	ZB16-EKJ33
		 Red	ZB16-EKJ34
		 Yellow	ZB16-EKJ35
	Selector switch 3-positions spring return	 Green	ZB16-EKJ53
		 Yellow	ZB16-EKJ55

SDL16 Series

Parts	Description	Color	Type
 ZB16-ED2	Selector switch	 Black	ZB16-ED2
	2-positions stay put		ZB16-ED3
	3-positions stay put		ZB16-ED4
	2-positions spring return		ZB16-ED5
	3-positions Spring return		
 ZB16-EJ2	Selector switch	 Black	ZB16-EJ2
	2-positions stay put		ZB16-EJ3
	3-positions stay put		ZB16-EJ4
	2-positions spring return		ZB16-EJ5
	3-positions Spring return		
 ZB16-EG2	Key switch		ZB16-EG2
	2-positions stay put		ZB16-EG4
 ZB16-EG3	Key switch		ZB16-EG3
	3-positions stay put		ZB16-EG5
 ZB16-EC4	Mushroom head	 Black ϕ 40 ZB16-EC2  Green ϕ 40 ZB16-EC3  Red ϕ 40 ZB16-EC4	
	spring return		
 ZB16-ES54	Mushroom head	 Red ϕ 40 ZB16-ES54	
	turn to release		
 ZB16-ET4	Mushroom head	 Black ϕ 40 ZB16-ET2  Red ϕ 40 ZB16-ET4	
	push-pull		

Parts	Description	Color	Sign	Type
 ZB16-EWM4	Spring return	 Red ϕ 40 ZB16-EWM4		
	Direct bulb supplied			
 ZB16-EWMZ4	Push to lock	 Red ϕ 40 ZB16-EWMZ4		
	push to release			
 ZB16-EBW83	1 flush green knob	 Red  Yellow  Green	  	ZB16-EBW83
	1 flush red knob			
 ZB16-EBW84	1 flush green knob	 Red  Yellow  Green	  	ZB16-EBW84
	1 convex red knob			
 ZB16-EB83	1 flush green knob	 Green  White  Red	  	ZB16-EB83
	1 flush red knob			
 ZB16-EB84	IP40	 Green  White  Red	  	ZB16-EB84
	1 flush green knob			
 ZB16-EB94	1 convex red knob	 Green  White  Red	  	ZB16-EB94
	IP65 (with water-proof cover)			
 ZB16-EB93	1 flush green knob	 Green  White  Red	  	ZB16-EB93
	1 flush red knob			

SDL16(φ 22) Push button series




www.xindali.com

Parts	Description	Color	Sign	Type
	Flush head	<ul style="list-style-type: none">  Black  Green  Red  Yellow  Blue 		ZB16-CA2 ZB16-CA3 ZB16-CA4 ZB16-CA5 ZB16-CA6
ZB16-CA3				
	Flush head marked	<ul style="list-style-type: none">  Green  White  Black  Red 	<ul style="list-style-type: none">  ZB16-CA331  ZB16-CA336  ZB16-CA334  ZB16-CA335  ZB16-CA432  stop ZB16-CA434 	
ZB16-CA432				
	Convex head of lamp	<ul style="list-style-type: none">  Green  Red  Yellow  Blue 		ZB16-CWL33 ZB16-CWL34 ZB16-CWL35 ZB16-CWL36
ZB16-CWL35				
	Lamp head 2-positions stay put 2-positions spring return 3-position stay put	<ul style="list-style-type: none">  Green  Red  Green  Red  Green  Red 		ZB16-CK23 ZB16-CK24 ZB16-CK43 ZB16-CK44 ZB16-CK33 ZB16-CK34
ZB16-CK24				
	Spring return Direct bulb supplied Push to lock push to release	<ul style="list-style-type: none">  Red  Red 	<ul style="list-style-type: none">  φ 40  φ 40 	ZB16-CWM4 ZB16-CWMZ4
ZB16-CWM4				
	Selector switch 2-position stay put 2-position spring return 3-position stay put 3-position Return to centre	<ul style="list-style-type: none">  Black 		ZB16-CD2 ZB16-CD4 ZB16-CD3 ZB16-CD5
ZB16-CD3				
	Selector switch 2-position stay put 2-position spring return 3-position stay put 3-position Return to centre	<ul style="list-style-type: none">  Black 		ZB16-CJ2 ZB16-CJ4 ZB16-CJ3 ZB16-CJ5
ZB16-CJ3				

Parts	Description	Color	Sign	Type
	Mushroom head spring return	<ul style="list-style-type: none">  Black  Green  Red 	<ul style="list-style-type: none">  φ 40  φ 40  φ 40 	ZB16-CC2 ZB16-CC3 ZB16-CC4
ZB16-CC4				
	Mushroom head turn to release	<ul style="list-style-type: none">  Red 	<ul style="list-style-type: none">  φ 40 	ZB16-CS54
ZB16-CS54				
	Mushroom head push-pull	<ul style="list-style-type: none">  Black  Red 	<ul style="list-style-type: none">  φ 40  φ 40 	ZB16-CT2 ZB16-CT4
ZB16-CT4				
	1 flush green knob 1 flush red knob IP40	<ul style="list-style-type: none">  Green  White  Red 	<ul style="list-style-type: none">  Green  Red 	ZB16-CB83
ZB16-CB83				
	1 flush green knob 1 flush red knob IP65	<ul style="list-style-type: none">  Green  White  Red 	<ul style="list-style-type: none">  Green  Red 	ZB16-CB93
ZB16-CB93				
	IP40 1 flush green knob 1 convex red knob	<ul style="list-style-type: none">  Green  White  Red 	<ul style="list-style-type: none">  Green  Red 	ZB16-CB84 ZB16-CB94
ZB16-CB84				
	1 flush green knob 1 flush red knob	<ul style="list-style-type: none">  Red  Yellow  Green 	<ul style="list-style-type: none">  Red  Green 	ZB16-CBW83 ZB16-CBW84
ZB16-CBW84				
	1 flush green knob 1 convex red knob	<ul style="list-style-type: none">  Red  Yellow  Green 	<ul style="list-style-type: none">  Red  Green 	ZB16-CBW83 ZB16-CBW84
ZB16-CBW84				

SDL16 Series

Parts Description Color Sign Type



ZB16-BA4

Flush head





	Black	ZB16-BA2
	Green	ZB16-BA3
	Red	ZB16-BA4
	Yellow	ZB16-BA5
	Blue	ZB16-BA6

Parts Description Color Sign Type



ZB16-BWL33







convex head of lamp

	Green	ZB16-BWL33
	Red	ZB16-BWL34
	Yellow	ZB16-BWL35
	Blue	ZB16-BWL36



ZB16-BA335

Flush head marked

	Green	ZB16-BA331
	Green	ZB16-BA336
	White	ZB16-BA334
	Black	ZB16-BA335
	Red	ZB16-BA432
	Red	ZB16-BA434



ZB16-BK34

lamp head 2-positions stay put

	Green	ZB16-BK23
	Red	ZB16-BK24
	Yellow	ZB16-BK25

lamp head 3-positions stay put

	Green	ZB16-BK33
	Red	ZB16-BK34
	Yellow	ZB16-BK35



ZB16-BL3

Convex head

	Black	ZB16-BL2
	Green	ZB16-BL3
	Red	ZB16-BL4
	Yellow	ZB16-BL5
	Blue	ZB16-BL6



ZB16-BWM4







Mushroom head direct bulb supplied

	Red	Φ40 ZB16-BWM4
--	-----	---------------



ZB16-BL432

Convex head marked

	Green	ZB16-BL331
	Green	ZB16-BL336
	White	ZB16-BL334
	Black	ZB16-BL335
	Red	ZB16-BL432
	Red	ZB16-BL434



ZB16-BS54

spring return

	Red	Φ40 ZB16-BC4
---	-----	--------------

turn to release

	Red	Φ40 ZB16-BS54
---	-----	---------------

push-pull

	Red	Φ40 ZB16-BT4
---	-----	--------------



ZB16-BP3

Flush head with water-proof cover

	Black	ZB16-BP2
	Green	ZB16-BP3
	Red	ZB16-BP4
	Yellow	ZB16-BP5
	Blue	ZB16-BP6



ZB16-BD2

2-positions stay put

ZB16-BD2

2-positions spring return

ZB16-BD4

3-positions stay put

 Black

ZB16-BD3





3-positions spring return

ZB16-BD5



ZB16-BWA34

Flush head of lamp

	Green	ZB16-BWA33
	Red	ZB16-BWA34
	Yellow	ZB16-BWA35
	Blue	ZB16-BWA36



ZB16-BJ2

2-positions stay put

ZB16-BJ2

2-positions spring return

ZB16-BJ4

3-positions stay put

 Black

ZB16-BJ3





3-positions spring return

ZB16-BJ5



ZB16-BW34

smooth flush head of lamp

	Green	ZB16-BW33
	Red	ZB16-BW34
	Yellow	ZB16-BW35
	Blue	ZB16-BW36



ZB16-BG2

2-positions stay put

ZB16-BG2

2-positions spring return

ZB16-BG4

3-positions stay put

ZB16-BG3

3-positions spring return

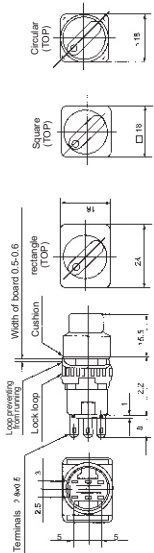
ZB16-BG5



SDL16($\phi 16$) Push button series

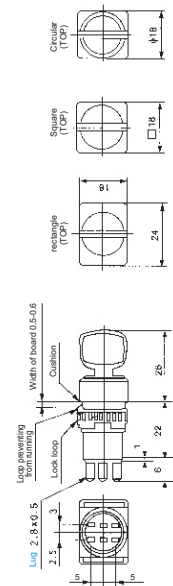
www.xindali.com

Size



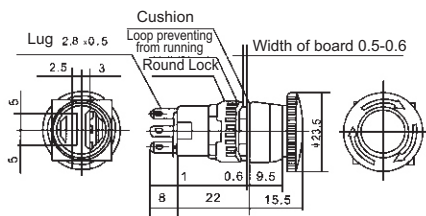
Position	Contact type	Type	Remark
90° 2 Positions 	1NO+1NC	SDL16-11XA-2	-2 means 2 position -3 means 3 position
	2NO+2NC	SDL16-22XA-2	
45° 3 Positions 	2NO+2NC	SDL16-22XA-3	
	1NO+1NC	SDL16-11XF-2	
90° 2 Positions 	2NO+2NC	SDL16-22XF-2	
	2NO+2NC	SDL16-22XF-3	
45° 3 Positions 	2NO+2NC	SDL16-22XF-3	
	1NO+1NC	SDL16-11XCF-2	
90° 2 Positions 	2NO+2NC	SDL16-22XCF-2	
	2NO+2NC	SDL16-22XCF-3	

Size



Position	Contact type	Type	Remark
90° 2 Positions 	1NO+1NC	SDL16-11YA-2	-2 means 2 position -3 means 3 position
	2NO+2NC	SDL16-22YA-2	
45° 3 Positions 	2NO+2NC	SDL16-22YA-3	
	1NO+1NC	SDL16-11YF-2	
90° 2 Positions 	2NO+2NC	SDL16-22YF-2	
	2NO+2NC	SDL16-22YF-3	
45° 3 Positions 	2NO+2NC	SDL16-22YF-3	
	1NO+1NC	SDL16-11YCF-2	
90° 2 Positions 	2NO+2NC	SDL16-22YCF-2	
	2NO+2NC	SDL16-22YCF-3	

Size


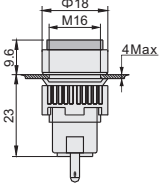

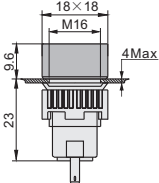

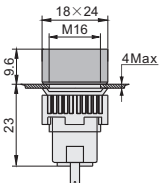

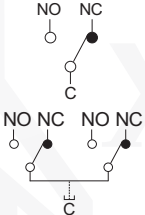
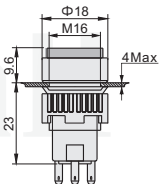

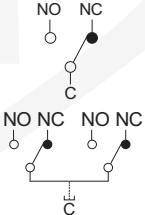
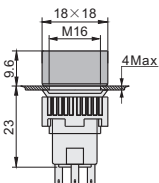

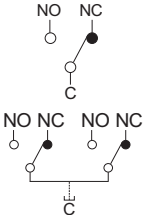
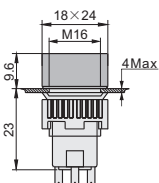


Working style	Contact type	Type	Remark
Quick-stopping & auto-latching Mushroom	1NO+1NC	SDL16-11ZS	Red
	2NO+2NC	SDL16-22ZS	


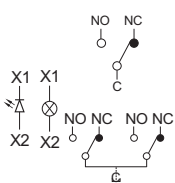
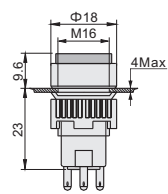

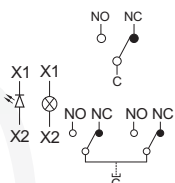
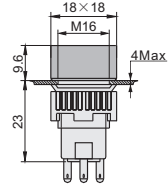

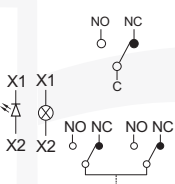
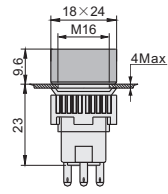

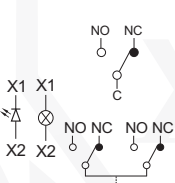
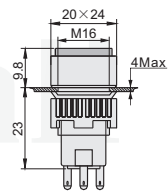

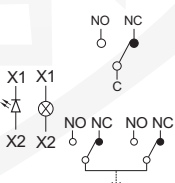
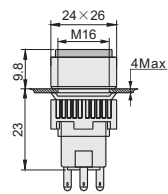

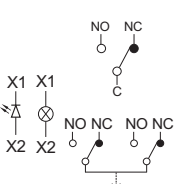
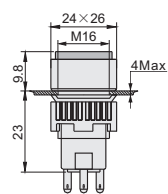
SDL16($\phi 16$) Push button series



www.xindali.com

Push button & indicator	Description	Contact	Circuit	Color	Type	Contour
	Installed light circular	LED 24V/AC/DC Neon 220V/AC	X1 X1 X2 X2	<ul style="list-style-type: none"> ● Red ● Green/PG ● Yellow ○ White/PW ● Pure Blue 	SDL16-AXD	
	Installed light square	LED 24V/AC/DC Neon 220V/AC	X1 X1 X2 X2	<ul style="list-style-type: none"> ● Red ● Green/PG ● Yellow ○ White/PW ● Pure Blue 	SDL16-FXD	
	Installed light rectangular	LED 24V/AC/DC Neon 220V/AC	X1 X1 X2 X2	<ul style="list-style-type: none"> ● Red ● Green/PG ● Yellow ○ White/PW ● Pure Blue 	SDL16-CFXD	
	Pushbutton	1N/O+1N/C 2N/O+2N/C		<ul style="list-style-type: none"> ● Red ● Green ● Yellow ○ White ● Blue 	SDL16-11A SDL16-11AL SDL16-22A SDL16-22AL	
	Pushbutton	1N/O+1N/C 2N/O+2N/C		<ul style="list-style-type: none"> ● Red ● Green ● Yellow ○ White ● Blue 	SDL16-11F SDL16-11FL SDL16-22F SDL16-22FL	
	Pushbutton	1N/O+1N/C 2N/O+2N/C		<ul style="list-style-type: none"> ● Red ● Green ● Yellow ○ White ● Blue 	SDL16-11CF SDL16-11CFL SDL16-22CF SDL16-22CFL	


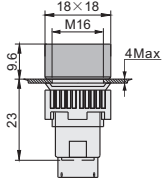

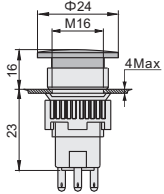
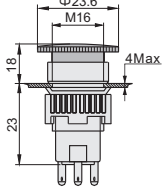

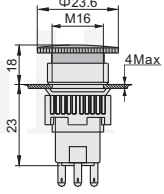

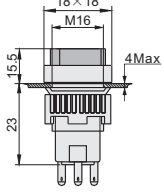

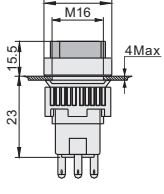
SDL16 Series

Push button	Description	Contact	Circuit	Color	Type	Contour
	Installed light circular LED 24V/AC/DC Neon 220V/AC	1NO+1NC 2NO+2NC		<ul style="list-style-type: none"> ● Red ● Green/PG ● Yellow ○ White/PW ● Pure Blue 	SDL16-11AD SDL16-11ADL SDL16-22AD SDL16-22ADL	
SDL16-22AD						
	Installed light square LED 24V/AC/DC Neon 220V/AC	1NO+1NC 2NO+2NC		<ul style="list-style-type: none"> ● Red ● Green/PG ● Yellow ○ White/PW ● Pure Blue 	SDL16-11FD SDL16-11FDL SDL16-22FD SDL16-22FDL	
SDL16-22FD						
	Installed light rectangular LED 24V/AC/DC Neon 220V/AC	1NO+1NC 2NO+2NC		<ul style="list-style-type: none"> ● Red ● Green/PG ● Yellow ○ White/PW ● Pure Blue 	SDL16-11CFD SDL16-11CFDL SDL16-22CFD SDL16-22CFDL	
SDL16-22CFD						
	Installed light circular LED 24V/AC/DC Neon 220V/AC with protection cover Ip40	1NO+1NC 2NO+2NC		<ul style="list-style-type: none"> ● Red ● Green/PG ● Yellow ○ White/PW ● Pure Blue 	SDL16-11ADFG SDL16-11ADFGL SDL16-22ADFG SDL16-22ADFGL	
SDL16-11ADFG						
	Installed light square LED 24V/AC/DC Neon 220V/AC with protection cover Ip40	1NO+1NC 2NO+2NC		<ul style="list-style-type: none"> ● Red ● Green/PG ● Yellow ○ White/PW ● Pure Blue 	SDL16-11FDFG SDL16-11FDFGL SDL16-22FDFG SDL16-22FDFGL	
SDL16-11FDFG						
	Installed light rectangular LED 24V/AC/DC Neon 220V/AC with protection cover Ip40	1NO+1NC 2NO+2NC		<ul style="list-style-type: none"> ● Red ● Green/PG ● Yellow ○ White/PW ● Pure Blue 	SDL16-11CFDFG SDL16-11CFDFGL SDL16-22CFDFG SDL16-22CFDFGL	
SDL16-22CFDFG						



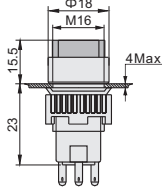
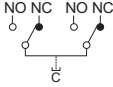


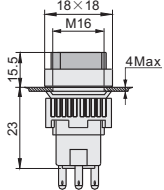
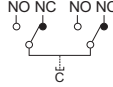


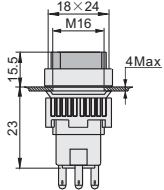
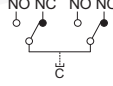


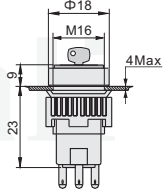



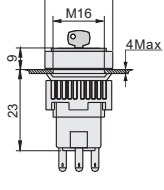
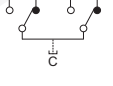


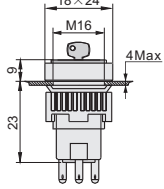
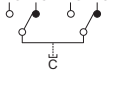
SDL16(ϕ 16) Push button series



www.xindali.com

Push button	Description	Contact	Circuit	Color	Type	Contour
	Indicator Buzzer 12/24V AC/DC		X1 X2	● Black ● Black ● Black	SDL16-MFA SDL16-MFF SDL16-MFCF	
SDL16-MFF						
	Installed light Mushroom button LED 24V/AC/DC Neon 220V/AC	1NO+1NC 2NO+2NC	X1 X1 X2 X2	● Red ● Green/PG ● Yellow ● White/PW ● Pure Blue	SDL16-11MD SDL16-11MDL SDL16-22MD SDL16-22MDL	
SDL16-11MD						
	Mushroom button	1NO+1NC 2NO+2NC		● Red ● Green ● Yellow ● White ● Blue	SDL16-11M SDL16-11ML SDL16-22M SDL16-22ML	
SDL16-11M						
	Mushroom Emergency push button turn to release	1NO+1NC 2NO+2NC		● Red ● Green ● Yellow ● White ● Blue	SDL16-11ZS SDL16-22ZS	
SDL16-22ZS						
	Selector switch with lamp LED 24V/AC/DC Neon 220V/AC	NO+NC 2NO+2NC	X1 X1 X2 X2	● Red ● Green ● Yellow ● White ● Blue	SDL16-11XAD-2P SDL16-11XAD-3P SDL16-22XAD-2P SDL16-22XAD-3P	
SDL16-11XAD						
	Selector switch with lamp LED 24V/AC/DC Neon 220V/AC	NO+NC 2NO+2NC	X1 X1 X2 X2	● Red ● Green ● Yellow ● White ● Blue	SDL16-11XFD-2P SDL16-11XCFD-2P SDL16-22XFD-3P SDL16-22XCFD-3P	
SDL16-11XFD						

SDL16
Series

Push button	Description	Contact	Circuit	Color	Type	Contour
 SDL16-11XA	Selector Switch	NO+NC		● Black	SDL16-11XA-2P	
		2NO+2NC		● Black	SDL16-22XA-2P SDL16-22XA-3P	
 SDL16-11XF	Selector Switch	NO+NC		● Black	SDL16-11XF-2P	
		2NO+2NC		● Black	SDL16-22XF-2P SDL16-22XF-3P	
 SDL16-11XCF	Selector Switch	1NO+1NC		● Black	SDL16-11XCF-2P	
		2NO+2NC			SDL16-22XCF-2P SDL16-22XCF-3P	
 SDL16-11YA	Key Switch	1NO+1NC			SDL16-11YA-2P	
		2NO+2NC			SDL16-22YA-2P SDL16-22YA-3P	
 SDL16-11YF	Key Switch	1NO+1NC			SDL16-11YF-2P	
		2NO+2NC			SDL16-22YF-2P SDL16-22YF-3P	
 SDL16-22YCF	Key Switch	1NO+1NC			SDL16-11YCF-2P	
		2NO+2NC			SDL16-22YCF-2P SDL16-22YCF-3P	